2011 Tyre Technical Data Book
Michelin Agriculture and Compact Line

MICHELIN
A better way forward

Contents

MICHELIN features 4-11
- MICHELIN's commitments 4-5
- Sizes equivalences 6
- MICHELIN tyres by size 7
- Tyre sidewall markings 8
- Load and speed index 9
- Radial and cross-ply constructions 10-11

MICHELIN Ultraflex Technologies 12-13

Tractors 14-53
- Overview of the tractor tyre offer 14-15
- MICHELIN AGRIBIB 16-25
- MICHELIN OMNIBIB 26-31
- MICHELIN MULTIBIB 32-39
- MICHELIN XEOBIB 40-43
- MICHELIN MACHXBIB 44-49
- MICHELIN AXIOBIB 50-53

Harvesters 54-65
- Overview of the harvester tyre offer 54-55
- MICHELIN CEREXBIB NEW 56-59
- MICHELIN MEGAXBIB 60-65

Sprayers 66-75
- Overview of the sprayer tyre offer 66-67
- MICHELIN SPRAYBIB NEW 68-71
- MICHELIN AGRIBIB Row Crop 72-75

MICHELIN
A better way forward

Trailers 76-81

- MICHELIN CARGOXBIB 76-81
- MICHELIN XP 27 76-81
- MICHELIN XS 76-81

Compact Line 83-119

- The Compact Line universe 84-87
- Compact Line - Contents 86
- MICHELIN XMCL 88-93
- MICHELIN XM 47 94-97
- MICHELIN Power CL 98-103
- MICHELIN BIBSTEEL ALL TERRAIN NEW 104-107
- MICHELIN XF 108-111
- MICHELIN XZSL 112-115
- MICHELIN BIBSTEEL HARD SURFACE NEW 116-119

References and instructions for fitting and removing tyres 124-133

- Tubes 124-125
- Rims and valves 126-127
- Instructions for fitting and removing tyres 128-133

Custom pressure guidelines 134-137

MICHELIN : outstanding balance to boost your profitability

Soil protection

Crop yields safeguarded in the long term

Longevity

Sustained work at lower tyre pressures* is possible, thanks to high-endurance casings

Fuel saving

Greater traction saving fuel and time

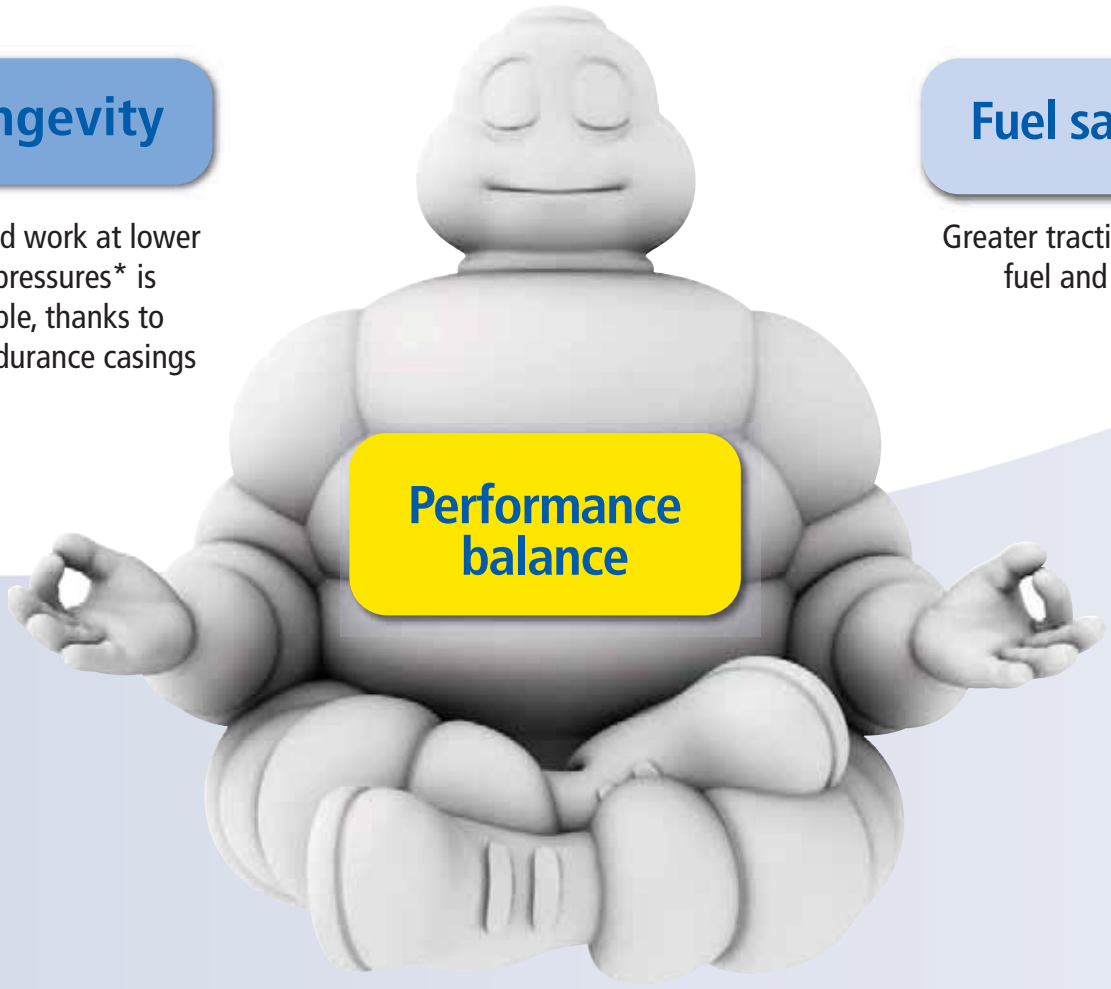

* as per Michelin recommendations

MICHELIN
A better way forward

Soil protection

Fuel saving

Longevity

Size equivalences

Rim diameter	Size designations in Inches	85 series tyres	80 series tyres	75 series tyres	70 series tyres	65 series tyres	60 series tyres	50-55 series tyres	Row Crop tyres 90-95 series	Inches
		Size designations in millimetres								
16	6.50 R16				**260/70 R16**	280/65 R16				
	7.50 R16		250/80 R16		**280/70 R16**	**320/65 R16**				
18	**7.50 R18**		250/80 R18		**280/70 R18**	**320/65 R18**				
20	**7.50 R20**				**280/70 R20**	**340/65 R18**				
	9.5 R20		260/80 R20		**300/70 R20**	340/65 R20				
	11.2 R20	280/85 R20			**320/70 R20**					
	12.4 R20	**320/85 R20** **250/85 R24**	340/80 R20	**340/75 R20**	**360/70 R20** 300/70 R24	**420/65 R20**				
24	**8.3 R24**	**280/85 R20**			**320/70 R20**					
	9.5 R24	**320/85 R20** **250/85 R24**	340/80 R20	**340/75 R20**	**360/70 R20** 300/70 R24	**420/65 R20**				
	11.2 R24	**280/85 R24**			**320/70 R24** 380/70 R20	440/65 R20				
	12.4 R24	**320/85 R24**			**360/70 R24**	**420/65 R24**				
	13.6 R24	**340/85 R24**			**380/70 R24** **400/70 R24**	**440/65 R24**			**210/95 R32**	8.3 R32
	14.9 R24	**380/85 R24**			**420/70 R24** **460/70 R24**	**480/65 R24**			**230/95 R32**	9.5 R32
	16.9 R24	**420/85 R24**			**480/70 R24**	**540/65 R24**			**270/95 R32**	11.2 R32
26	14.9 R26				**380/70 R28**	540/65 R24				
	16.9 R26				**480/70 R26**	540/65 R26			**270/95 R32** **230/95 R36**	11.2 R32 9.5 R36
	18.4 R26				520/70 R26 **480/70 R28** **580/70 R26**	**540/65 R28**	**600/60 R28**	750/50 R26	**270/95 R36** 230/95 R38	11.2 R36 9.5 R38
	23.1 R26			**620/75 R26**	**600/70 R30** 650/70 R26	600/65 R32 **750/65 R26**		**1000/50 R25**		
	28 LR26			**620/75 R26**	**600/70 R30** 650/70 R26	600/65 R32 **750/65 R26**		**1000/50 R25**		
28	**9.5 R28**	**250/85 R28**			**360/70 R24**	340/65 R28				
	11.2 R28	**280/85 R28**			320/70 R28	**440/65 R24**			**210/95 R32**	8.3 R32
	12.4 R28	**320/85 R28**			**360/70 R28**	**420/65 R28**				
	13.6 R28	**340/85 R28**			**380/70 R28**	**440/65 R28**	**480/60 R28**		**270/95 R32**	11.2 R32
	14.9 R28	**380/85 R28**			**420/70 R28** 480/70 R26	**480/65 R28** **540/65 R26**	**520/60 R28**		**230/95 R36**	9.5 R36
	16.9 R28	**420/85 R28**			**480/70 R28** **580/70 R26**	**540/65 R28**	**600/60 R28**	750/50 R26	**270/95 R36**	11.2 R36
30	14.9 R30	**380/85 R30**			**480/70 R28** **420/70 R30**	**540/65 R28**			**270/95 R36**	11.2 R36
	16.9 R30	**420/85 R30**	**520/80 R26**	480/75 R30	**480/70 R30**	**540/65 R30** **600/65 R28**	**600/60 R30**	**710/55 R30**	**270/95 R38** **230/95 R40**	11.2 R38 9.5 R40
	18.4 R30	**460/85 R30** **320/85 R38**			520/70 R30 **620/70 R26** **600/70 R28**	600/65 R30		**710/55 R30**	**420/90 R30** **210/95 R44**	8.3 R44
	23.1 R30			**620/75 R30**	**480/70 R38** **650/70 R30**	**540/65 R38**	**600/60 R38**			
32	12.4 R32	**320/85 R32**							230/95 R38	9.5 R38
	24.5 R32			**650/75 R32** **620/75 R34**	**680/70 R32**		**800/60 R32**			
	30.5 LR32			**680/75 R32** 650/75 R34	680/70 R34	**800/65 R32** 750/65 R34	**710/60 R38**	900/55 R32 **1050/50 R32**		
34	14.9 R34	**380/85 R34**								
	16.9 R34	**420/85 R34**		400/75 R38	**480/70 R34**	**540/65 R34**	**600/60 R34**		**230/95 R44**	9.5 R44
	18.4 R34	**460/85 R34**		520/75 R34	**520/70 R34** 650/70 R30	**600/65 R34**			**270/95 R44** 230/95 R48 **320/90 R42**	11.2 R44 9.5 R48
	23.1 R34			**620/75 R34** **650/75 R32**	**520/70 R38**	**600/65 R38**				
36	11.2 R36	320/85 R34							**270/95 R36**	11.2 R36
	12.4 R36	320/85 R36		480/75 R30	**480/70 R30**	**540/65 R30**	**600/60 R30**		**270/95 R38**	11.2 R38
	13.6 R36	**340/85 R36** **380/85 R34** **460/85 R30**			520/70 R30 **600/70 R28** **620/70 R26**	600/65 R30		**710/55 R30**	**210/95 R44**	8.3 R44
38	**12.4 R38**	**320/85 R38**								
	13.6 R38	**340/85 R38**	**380/80 R38**	400/75 R38	500/70 R34	**540/65 R34**			**230/95 R44**	9.5 R44
	14.9 R38	380/85 R38 **460/85 R34**		520/75 R34 **620/75 R26**	**520/70 R34**	**600/65 R34**				
	15.5 R38	**340/85 R38**		400/75 R38	500/70 R34	**540/65 R34**			**230/95 R44**	9.5 R44
	16.9 R38	**420/85 R38**		**620/75 R30**	**480/70 R38**	**540/65 R38**	**600/60 R38**		230/95 R48	9.5 R48
	18.4 R38	**460/85 R38** **340/85 R46**		**620/75 R34** **650/75 R32**	**520/70 R38** 680/70 R32	**600/65 R38** **650/65 R34**	**650/60 R38** **710/60 R34**		**300/95 R46** **270/95 R48**	12.4 R46 11.2 R48
	20.8 R38	**520/85 R38**	**480/80 R42** **420/80 R46**	**680/75 R32**	**580/70 R38** **620/70 R38**	**650/65 R38** 750/65 R34 **800/65 R32**	**710/60 R38** **900/60 R32**	900/55 R32 **1050/50 R32**	**320/90 R46** **320/90 R50** **380/90 R46**	
42	18.4 R42	460/85 R42 340/85 R48		**680/75 R32**	**580/70 R38** **620/70 R38**	600/65 R42 **650/65 R38**		900/55 R32 **1050/50 R32**	**320/90 R50**	
	20.8 R42	520/85 R42 **680/85 R32**	**480/80 R46**	**650/75 R38** **710/75 R34**	580/70 R42 **620/70 R42** **710/70 R38** **800/70 R32**	**650/65 R42**	**710/60 R42** **900/60 R32**	**900/50 R42**	**300/95 R52** **270/95 R54** **320/90 R54**	12.4 R52 11.2 R54
46	20.8 R46	520/85 R46 650/85 R38	**480/80 R50**		**800/70 R38** **710/70 R42** **620/70 R46**	650/65 R46	900/60 R38			
2 m 15	-	**710/85 R38**		**710/75 R42**			**900/60 R42**			

Tyre sizes available in the Michelin Brand are in bold. This equivalence chart is constructed using ETRTO data. It is not exhaustive. Please consult us for other conversions.
Important - Any modifications made to the vehicle means that you must calculate using the axle and tractor ratios, the front wheel lead percentage and check that it is suitable. Also, that the rim widths and diameters are compatible. (see technical pages)

MICHELIN
A better way forward

MICHELIN tyres by size

Profiles - Sizes	Page
MICHELIN AGRIBIB	
9.5 R24	18
11.2 R24	18
12.4 R24	18
13.6 R24	18
14.9 R24	18
16.9 R24	18
12.4 R28	18
13.6 R28	18
14.9 R28	18
16.9 R28	20
380/85 R30	20
16.9 R30	20
420/90 R30	20
18.4 R30	20
320/85 R34	20
380/85 R34	20
420/85 R34	20
18.4 R34	22
12.4 R36	22
12.4 R38	22
13.6 R38	22
380/80 R38	22
420/85 R38	22
18.4 R38	22
20.8 R38	22
520/85 R38	22
480/80 R42	24
520/85 R42	24
420/80 R46	24
480/80 R46	24
520/85 R46	24
480/80 R50	24
MICHELIN OMNIBIB	
320/70 R24	28
360/70 R24	28
380/70 R24	28
420/70 R24	28
480/70 R24	28
360/70 R28	28
380/70 R28	28
420/70 R28	28
480/70 R28	30
480/70 R30	30
480/70 R34	30
520/70 R34	30
480/70 R38	30
520/70 R38	30
580/70 R38	30
620/70 R42	30
MICHELIN XM 108	
320/65 R16	34
320/65 R18	34
340/65 R18	34
420/65 R20	34
420/65 R24	34
420/65 R28	36

Profiles - Sizes	Page
MICHELIN MULTIBIB	
440/65 R24	34
480/65 R24	34
540/65 R24	34
440/65 R28	36
480/65 R28	36
540/65 R28	36
540/65 R30	36
540/65 R34	36
600/65 R34	36
540/65 R38	38
600/65 R38	38
650/65 R38	38
650/65 R42	38
MICHELIN XEOBIB	
VF480/60 R28	42
VF520/60 R28	42
VF600/60 R28	42
VF600/60 R30	42
VF600/60 R34 NEW	42
VF600/60 R38	42
VF650/60 R38	42
VF710/60 R38	42
VF710/60 R42	42
MICHELIN XM 27	
580/70 R26	46
620/70 R26	46
MICHELIN XM 28	
650/75 R32	46
680/75 R32	46
710/75 R34	48
620/70 R46	48
MICHELIN MACHXBIB	
600/65 R28	46
600/70 R28	46
600/70 R30	46
710/55 R30	46
650/75 R38	48
650/85 R38	48
710/70 R38	48
800/70 R38	48
710/70 R42	48
900/50 R42	48
MICHELIN AXIOBIB	
IF600/70 R30	52
IF620/75 R30	52
IF650/75 R30	52
IF650/65 R34 NEW	52
IF710/60 R34 NEW	52
IF650/85 R38	52
IF710/85 R38	52
IF800/70 R38	52
IF710/70 R42	52
IF710/75 R42 NEW	52
IF900/60 R42 NEW	52

Profiles - Sizes	Page
MICHELIN CEREXBIB NEW	
VF520/80 R26	58
VF620/70 R26	58
IF680/85 R32	58
IF800/65 R32	58
IF800/70 R32	58
IF800/70 R38	58
MICHELIN MEGAXBIB	
1000/50 R25 T1	62
1000/50 R25 R1 NEW	62
620/75 R26	62
750/50 R26	62
750/65 R26	62
620/75 R30	62
650/75 R32	62
800/65 R32	62-64
800/70 R32 NEW	64
900/60 R32	64
1050/50 R32 M28	64
1050/50 R32 T2	64
620/75 R34	64
710/75 R34	64
620/70 R38	64
520/85 R42	64
MICHELIN SPRAYBIB	
VF380/90 R46 NEW	70
MICHELIN AGRIBIB Row Crop	
320/85 R38	74
340/85 R46	74
380/90 R46	74
320/90 R50	74
380/90 R50	74
320/90 R54	74
MICHELIN XP 27	
270/65 R16	78
270/65 R18	78
340/65 R18	78
MICHELIN XS	
24 R20.5	78
525/65 R20.5	78
MICHELIN CARGOXBIB	
500/60 R22.5	78
560/60 R22.5	78
600/50 R22.5	78
710/45 R22.5	78
600/55 R26.5	80
710/50 R26.5	80
800/45 R26.5	80
600/60 R30.5	80
650/65 R30.5	80
710/50 R30.5	80
750/60 R30.5	80
800/45 R30.5	80
850/50 R30.5	80

Profiles - Sizes	Page
MICHELIN XM 27 INDUS	
11 LR16	80
MICHELIN XMCL	
280/80 R18	90
340/80 R18	90
280/80 R20	90
340/80 R20	90
380/75 R20	90
400/70 R20	92
420/75 R20	92
440/80 R24	92
460/70 R24	92
500/70 R24	92
480/80 R26	92
440/80 R28	92
MICHELIN XM 47	
405/70 R20	96
425/75 R20	96
445/70 R24	96
495/70 R24	96
MICHELIN Power CL	
280/80 - 18	100
340/80 - 18	100
280/80 - 20	100
340/80 - 20	100
400/70 - 20	100
400/70 - 24	100
400/80 - 24	100-102
440/80 - 24	102
480/80 - 26	102
440/80 - 28	102
420/80 - 30	102
MICHELIN BIBSTEEL ALL TERRAIN NEW	
215/70 R15	106
265/70 R16.5	106
305/70 R16.5	106
MICHELIN XF	
18 R19.5	110
18 R22.5	110
MICHELIN XZSL	
335/80 R18	114
335/80 R20	114
375/75 R20	114
405/70 R20	114
425/75 R20	114
MICHELIN BIBSTEEL HARD SURFACE NEW	
265/70 R16.5	118
305/70 R16.5	118

Tyre sidewall markings

What do the markings on a tyre mean ?

XeoBib	Range
VF = Very High Flexion	Prefix designating a category of tyres
650	Nominal section width of the tyre in mm
60	Nominal aspect ratio of the tyre (%)
R	Indicates radial construction
38	Nominal rim diameter in inches
155	Indicates a load capacity of 3,875 kg (load index)
D	Maximum speed 65 km/h (speed symbol)
Radial	Type of tyre construction (casing)
Tubeless	A tyre can be fitted without a tube
Michelin® X®	Registered Trademark

Tyre and rim dimensions

TYRE

S	Nominal section width
R'	Radius with static load*
R	Free radius
D	Overall diameter = 2 x free radius
R.C.	Rolling circumference of the tyre with dynamic load* *(dynamic measurement)*

*at reference load and pressure

JANTE

F	Rim width
H	Flange height
Ø	Seat diameter *(tyre bead seat diameter)*

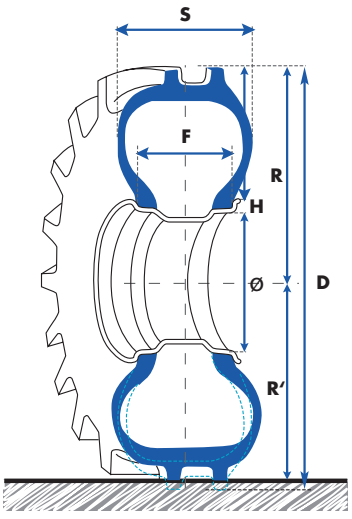

Tyre range diagram

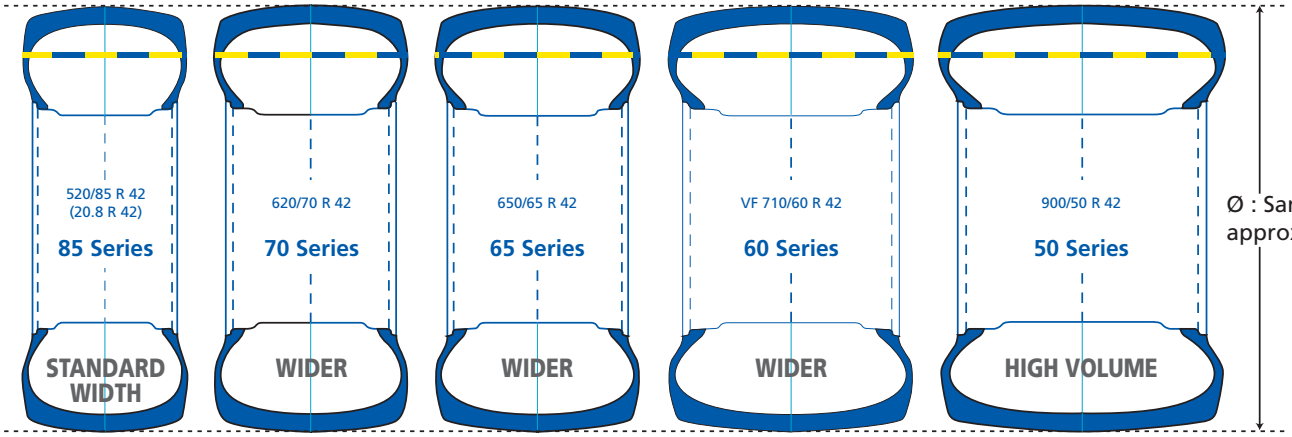

MICHELIN
A better way forward

Load indices and speed symbols

Most tyres carry a service description made up of the load index (a number) and the speed symbol (letter or letter with figure).
The tables below show the tyre load indices and speed symbols with their corresponding capacities, in Kgs and Km/h.

Load indices

Index	Load kg	Index	Load kg	Index	Load kg	Index	Load kg	Index	Load kg	Index	Load kg
60	250	**81**	462	**102**	850	**123**	1,550	**144**	2,800	**165**	5,150
61	257	**82**	475	**103**	875	**124**	1,600	**145**	2,900	**166**	5,300
62	265	**83**	487	**104**	900	**125**	1,650	**146**	3,000	**167**	5,450
63	272	**84**	500	**105**	925	**126**	1,700	**147**	3,075	**168**	5,600
64	280	**85**	515	**106**	950	**127**	1,750	**148**	3,150	**169**	5,800
65	290	**86**	530	**107**	975	**128**	1,800	**149**	3,250	**170**	6,000
66	300	**87**	545	**108**	1,000	**129**	1,850	**150**	3,350	**171**	6,150
67	307	**88**	560	**109**	1,030	**130**	1,900	**151**	3,450	**172**	6,300
68	315	**89**	580	**110**	1,060	**131**	1,950	**152**	3,550	**173**	6,500
69	325	**90**	600	**111**	1,090	**132**	2,000	**153**	3,650	**174**	6,700
70	335	**91**	615	**112**	1,120	**133**	2,060	**154**	3,750	**175**	6,900
71	345	**92**	630	**113**	1,150	**134**	2,120	**155**	3,875	**176**	7,100
72	355	**93**	650	**114**	1,180	**135**	2,180	**156**	4,000	**177**	7,300
73	365	**94**	670	**115**	1,215	**136**	2,240	**157**	4,125	**178**	7,500
74	375	**95**	690	**116**	1,250	**137**	2,300	**158**	4,250	**179**	7,750
75	387	**96**	710	**117**	1,285	**138**	2,360	**159**	4,375	**180**	8,000
76	400	**97**	730	**118**	1,320	**139**	2,430	**160**	4,500	**181**	8,250
77	412	**98**	750	**119**	1,360	**140**	2,500	**161**	4,625	**182**	8,500
78	425	**99**	775	**120**	1,400	**141**	2,575	**162**	4,750	**183**	8,750
79	437	**100**	800	**121**	1,450	**142**	2,650	**163**	4,875	**184**	9,000
80	450	**101**	825	**122**	1,500	**143**	2,725	**164**	5,000	**185**	9,250

Speed symbol

Symbol	Speed km/h
A2	10
A5	25
A6	30
A8	40
B	50
D	65
E	70
F	80
G	90
J	100

Units of measurement

1 centimetre	**cm**	= 0.3937 inch	1 inch	**in**	= 2.54 cm
1 metre	**m**	= 3.281 feet	1 foot	**ft**	= 0.3048 m
1 kilometre	**km**	= 0.6214 mile	1 mile	**ml**	= 1.6093 km
1 litre	**l**	= 0.2199754 imp gallon	1 imp. Gallon	**imp. gall.**	= 4.545963 litres
1 kilogramme	**kg**	= 2.204622 pounds	1 pound	**lb**	= 0.4535924 kg
1 Horse power	**cv**	= 735.499 W	1 kilowatt	**kw**	= 1.3596216173 cv
1 bar	**bar**	= 14.5037738 psi	1 bar	**bar**	= 100 kPa (kilo Pascal)
1 pound per square inch	**psi**	= 6.89476 kPa	1 Acre imp.		= 0.4046842 ha
1 hectare	**ha**	= 2.4711 acre imp.	1 square inch (imp.)	**sq in**	= 6.451578 cm^2
1 square cm	**cm^2**	= 0.1550 sq.in (imp.)	1 tonne	**t**	= 0.9842064 tn (imp)
1 ton (imp)	**tn**	= 1.016047	1 km/hour	**km/h**	= 0.62137 mph
1 mile per hour	**mph**	= 1.609344 km/h			

Radial and cross-ply construction

30% increase in footprint



MICHELIN
A better way forward

The benefits of a radial tractor tyre are:

Increased productivity

- Time saving
- Lower fuel consumption
- Increased service life

Ploughing an area of 70 ha with an 85 h.p. tractor and a 14 inch 3 furrow plough. Tractor consumption 14 litres per hour.			
	With Radial tyres	With Cross-Ply	Saving
Working time to plough 70 hectares	133 hours	152 hours	19 working hours
Fuel consumption in ploughing 70 hectares	1,862 litres	2,128 litres	266 litres of diesel

Greater productivity

- Longer, wider footprint
  - Less rutting
  - Less soil compaction
  - Better crop yield

Increased comfort

- Flexible casing
  - Better absorption of vibrations both in the fields and on the road
  - More steering comfort
  - Protection of mechanical components

More traction

- More regular forward progress of the tyre
- Wider, more regular footprint
- More tread lugs on the ground
- Better self-cleaning

MICHELIN Ultraflex Technologies

Outstanding performance balance

Soil protection

Crop yields safeguarded in the long term

Longevity

Sustained work at lower tyre pressures* possible thanks to high-endurance casings

Fuel saving

Greater traction saving fuel and time

* as per Michelin recommendations

MICHELIN Ultraflex Technologies

- **Very high flexion capacity and unique endurance of the MICHELIN Ultraflex technology casing**

VF : Very high Flexion - Tires designed to operate at 40% higher rated load than metric tires at the same pressure

IF : Improved Flexion - Tires designed to operate at 20% higher rated load than metric tires at the same pressure

Available on four MICHELIN tyre ranges

Tractors

- **XeoBib for the 80 to 220 HP range** → Pages 40-43
- **AxioBib for very high power (over 250 HP)** → Pages 50-53

MICHELIN
A better way forward

Advantages

Soil protection

Less compaction:
- better root development
- preservation of the agronomic heritage

Less rutting:
- better air and water circulation
- uniform sprouting and growth of plants

Fuel saving

Clear reduction in wheel slip:
- optimum use of the machine's performance capacity
- less working time

Longevity

Exceptional traction capacity:
- reduced tyre wear in the field

Excellent resistance to abrasion and heat build-up:
- reduced tyre wear on the road

Very high level of comfort:
- user-friendliness and equipment protection

Technical characteristics compared with standard technology

Very low pressure (20 to 40% less) under heavy load and at high speed

Perfect load distribution thanks to a wider footprint

Significantly higher number of **tread lugs on the ground**

Harvesters

- CereXBib for machines over 280 HP → Pages 56-59

Sprayers

- SprayBib for sprayers with a capacity of over 4,000 L

→ Pages 68-71

MICHELIN,
the optimum tyre fitment



60 to
160 HP

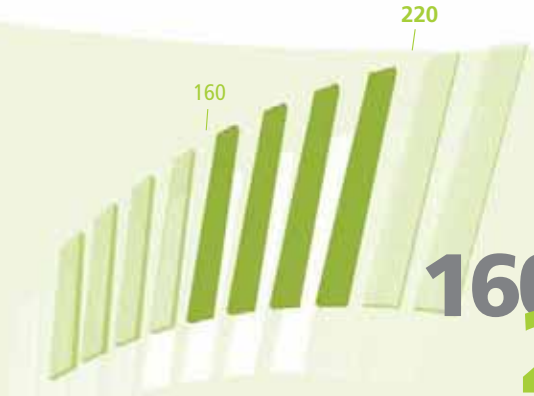

160 to
220 HP



220 and
Over

MICHELIN
A better way forward

	MICHELIN AgriBib	MICHELIN OmniBib 70 Series	MICHELIN MultiBib 65 Series	MICHELIN XeoBib
Fields – high traction	★★☆☆☆	★★★☆☆	★★★★☆	★★★★★
Fields – soil protection	★★☆☆☆	★★★☆☆	★★★★☆	★★★★★
Road	★★☆☆☆	★★★☆☆	★★★★★	★★★★★
Multi-purpose use	★★★☆☆	★★★★★	★★★★☆	★★★★☆
Rear sizes possible	from 16.9 R34 to 20.8 R38	from 480/70 R34 to 580/70 R38	from 540/65 R34 to 650/65 R38	from VF600/60 R38 to VF710/60 R38
	→ Pages 16-25	→ Pages 26-31	→ Pages 32-39	→ Pages 40-43

	MICHELIN OmniBib 70 Series	MICHELIN MultiBib 65 Series	MICHELIN XeoBib	MICHELIN MachXBib
Fields – high traction	★★☆☆☆	★★★☆☆	★★★★★	★★★★★
Fields – soil protection	★★★☆☆	★★★★☆	★★★★★	★★★★☆
Road	★★★☆☆	★★★★☆	★★★★☆	★★★★★
Multi-purpose use	★★★★☆	★★★★★	★★★★☆	★★★★☆
Rear sizes possible	from 580/70 R38 to 620/70 R42	from 650/65 R38 to 650/65 R42	from VF710/60 R38 to VF710/60 R42	from 650/75 R38 to 710/70 R42
	→ Pages 26-31	→ Pages 32-39	→ Pages 40-43	→ Pages 44-49

	MICHELIN MachXBib	MICHELIN AxioBib
Fields – high traction	★★★★☆	★★★★★
Fields – soil protection	★★★★☆	★★★★★
Road	★★★★☆	★★★★★
Rear sizes possible	from 650/85 R38 to 800/70 R38	from IF650/85 R38 to IF710/85 R38
	→ Pages 44-49	→ Pages 50-53

TRACTORS

The standard reference on the market

MICHELIN AGRIBIB

VERSATILITY

TRACTION

Service life: up to **2 years***
more use

Operating account

Sizes

9.5	R24 TL 107A8/104B	16.9	R30 TL 137A8/134B	420/85	R38 TL 144A8/144B
11.2	R24 TL 114A8/111B	420/90	R30 TL 147A8/147B	18.4	R38 TL 146A8/143B
12.4	R24 TL 119A8/116B	18.4	R30 TL 142A8/139B	20.8	R38 TL 153A8/150B
13.6	R24 TL 121A8/118B	320/85	R34 TL 133A8/130B	520/85	R38 TL 155A8/155B
14.9	R24 TL 126A8/123B	380/85	R34 TL 137A8/137B	480/80	R42 TL 156A8/156B
16.9	R24 TL 134A8/131B	420/85	R34 TL 142A8/142B	520/85	R42 TL 157A8/157B
12.4	R28 TL 121A8/118B	18.4	R34 TL 144A8/141B	420/80	R46 TL 151A8/148B
13.6	R28 TL 123A8/120B	12.4	R36 TL 124A8/121B	480/80	R46 TL 158A8/158B
14.9	R28 TL 128A8/125B	12.4	R38 TL 125A8/122B	520/85	R46 TL 158A8/155B
16.9	R28 TL 136A8/133B	13.6	R38 TL 128A8/125B	480/80	R50 TL 159A8/159B
380/85	R30 TL 135A8/135B	380/80	R38 TL 142A8/142B		

* Compared with the average calculated on 13 popular sizes on the standard market
Source: MICHELIN test and research centre (Ladoux)

MICHELIN
A better way forward

Unparalleled service life

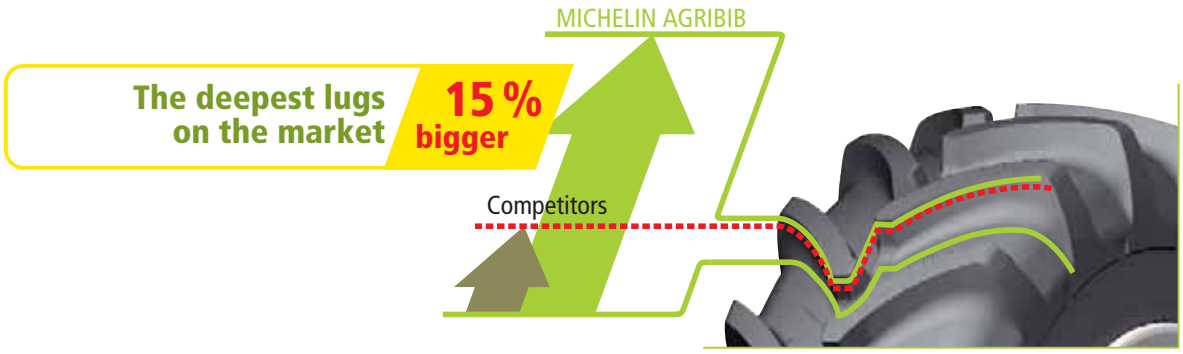

Source: MICHELIN test and research centre (Ladoux)
Calculation: Average calculated on 13 popular sizes on the standard market

The highest levels of performance throughout its life

Tread pattern retained as wear progresses

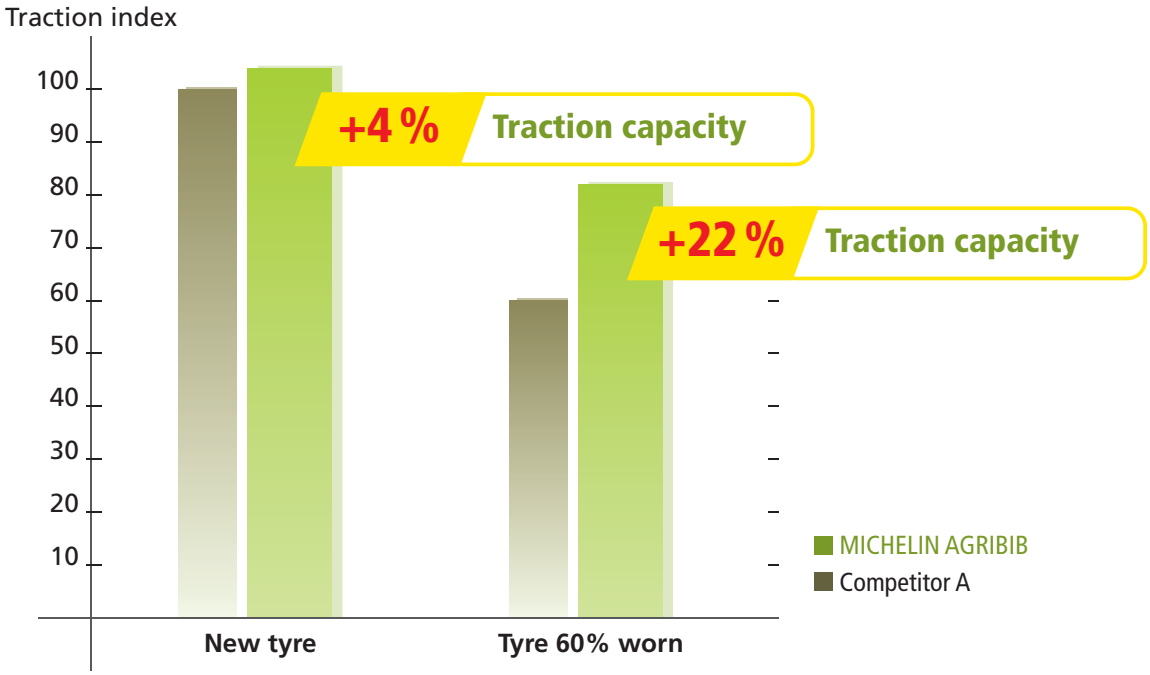

Source: Analytical test performed on the test tracks at the MICHELIN test and research centre (Ladoux)
Test conditions: Clay / chalky soil – Tyre size: 18.4 R38

Michelin Standard radial Tyre Data
MICHELIN AGRIBIB

Ø inches	Tyre sizes	CAI	Tyre characteristics				Rim widths (1) inches	Tube (2)	75% internal volume litres
			S mm	D mm	R' mm	R.C. mm			
24	9.5 R24 107A8/104B TL AGRIBIB	123932	247	1040	472	3097	**W8** W7	686	64
	11.2 R24 114A8/111B TL AGRIBIB	123864	294	1092	498	3292	**W10** W9	692	92
	12.4 R24 119A8/116B TL AGRIBIB	123788	324	1149	520	3420	**W11** W10	692	115
	13.6 R24 121A8/118B TL AGRIBIB	123868	366	1197	539	3559	**W12** W11	700	151
	14.9 R24 126A8/123B TL AGRIBIB	123848	408	1259	561	3733	**W13** W12	703	187
	16.9 R24 134A8/131B TL AGRIBIB	123854	460	1330	586	3935	**DW15L** W14L, DW14L, W15L	710	243
28	12.4 R28 121A8/118B TL AGRIBIB	123832	322	1262	577	3764	**W11** W10	726	134
	13.6 R28 123A8/120B TL AGRIBIB	123782	372	1308	592	3893	**W12** W11	732	172
	14.9 R28 128A8/125B TL AGRIBIB	123850	403	1358	612	4050	**W13** W12	821	210

(1) The reference rim is shown in bold type.
(2) KLEBER tube code.
(3) For ploughing and other applications subject to high torque use the 30 km/h row.
(4) 0.4 and 0.5 bar (6 and 7 psi) for work at low torque.

60 to 170 HP

Pressure (bar) and (psi) – Load per tyre in kg [3] - [4]

Bar *Psi*	0.40 *6*	0.50 *7*	0.60 *9*	0.80 *12*	1.00 *15*	1.20 *17*	1.40 *20*	1.60 *23*	1.80 *26*	1.90 *28*	2.00 *29*	2.20 *32*	2.40 *35*	2.60 *38*	2.80 *41*
10		750	860	950	1 045	1 135	1 230	1 320	1 415	1 460					
30		580	680	750	825	895	970	1 040							
40			630	700	770	840	910	980							
50			590	650	715	775	840	900							
10		900	1 040	1 150	1 265	1 375	1 490	1 600	1 715	1 770					
30		710	820	910	995	1 085	1 170	1 260							
40			770	850	935	1 015	1 100	1 180							
50			720	795	870	940	1 015	1 090							
10		1 040	1 200	1 330	1 460	1 590	1 715	1 845	1 975	2 040					
30		810	950	1 050	1 155	1 255	1 360	1 460							
40			880	975	1 070	1 170	1 265	1 360							
50			830	915	1 000	1 080	1 165	1 250							
40 Dual	555	690	825	915	1 005	1 095	1 185	1 275							
10		1 110	1 280	1 420	1 555	1 695	1 835	1 970	2 110	2 180					
30		870	1 010	1 120	1 225	1 335	1 440	1 550							
40			940	1 040	1 145	1 245	1 350	1 450							
50			870	960	1 050	1 140	1 230	1 320							
40 Dual	660	820	975	1 080	1 185	1 285	1 390	1 495							
10		1 300	1 500	1 660	1 825	1 985	2 145	2 310	2 470	2 550					
30		1 020	1 180	1 310	1 435	1 565	1 690	1 820							
40			1 110	1 230	1 345	1 465	1 580	1 700							
50			1 020	1 125	1 230	1 340	1 445	1 550							
40 Dual	790	1 000	1 215	1 345	1 475	1 605	1 735	1 865							
10		1 620	1 880	2 080	2 280	2 480	2 680	2 880	3 080	3 180					
30		1 270	1 470	1 630	1 790	1 950	2 110	2 270							
40			1 380	1 530	1 675	1 825	1 970	2 120							
50			1 290	1 420	1 555	1 685	1 820	1 950							
10		1 110	1 280	1 420	1 555	1 695	1 835	1 970	2 110	2 180					
30		870	1 010	1 120	1 225	1 335	1 440	1 550							
40			940	1 040	1 145	1 245	1 350	1 450							
50			870	960	1 050	1 140	1 230	1 320							
40 Dual	590	740	890	985	1 080	1 175	1 270	1 365							
10		1 190	1 370	1 520	1 665	1 815	1 960	2 110	2 255	2 330					
30		930	1 080	1 195	1 310	1 430	1 545	1 660							
40			1 010	1 120	1 225	1 335	1 440	1 550							
50			920	1 015	1 110	1 210	1 305	1 400							
40 Dual	705	870	1 030	1 140	1 250	1 365	1 475	1 585							
10		1 380	1 590	1 760	1 930	2 100	2 275	2 445	2 615	2 700					
30		1 080	1 250	1 385	1 520	1 660	1 795	1 930							
40			1 170	1 295	1 420	1 550	1 675	1 800							
50			1 090	1 200	1 315	1 425	1 540	1 650							

40 Dual: Twin fitment use.
10: max speed 10 km/h (low torque) e.g. soil treatment machines in the field.
30: use in the field at higher torque and travel on the road up to a maximum speed of 30 km/h.
40: use on the road up to a maximum speed of 40 km/h.
50: use on the road up to a maximum speed of 50 km/h.

IMPORTANT: The inflation pressure is always determined according to the load per tyre, the speed of travel and the work to be done.

Michelin Standard radial Tyre Data
MICHELIN AGRIBIB

Ø inches	Tyre sizes	CAI	Tyre characteristics S mm	D mm	R' mm	R.C. mm	Rim widths [1] inches	Tube [2]	75% internal volume litres
28	16.9 R28 136A8/133B TL AGRIBIB	123856	450	1427	641	4240	**DW15L** W14L, DW14L, W15L	822	271
30	380/85 R30 135A8/135B TL AGRIBIB (14.9 R30)	836509	386	1416	628	4194	**W12** W13	734	228
	16.9 R30 137A8/134B TL AGRIBIB	123870	447	1480	664	4395	**DW15L** W14L, DW14L, W15L	754	285
	420/90 R30 147A8/147B TL AGRIBIB	953332	443	1533	690	4556	**DW13** W13, W14L, DW14L	754	300
	18.4 R30 142A8/139B TL AGRIBIB	123844	504	1550	695	4602	**DW16L** W15L, DW15L, W16L	757	352
34	320/85 R34 133A8/130B TL AGRIBIB (12.4 R34)	122760	335	1420	651	4239	**W10**	837	167
	380/85 R34 137A8/137B TL AGRIBIB (14.9 R34)	122781	394	1503	673	4461	**W12** W13	704	230
	420/85 R34 142A8/142B TL AGRIBIB (16.9 R34)	042716	449	1580	707	4690	**DW15L** W14L, DW14L, W15L	704	333

[1] The reference rim is shown in bold type.
[2] KLEBER tube code.
[3] For ploughing and other applications subject to high torque use the 30 km/h row.
[4] 0.4 and 0.5 bar (6 and 7 psi) for work at low torque.

60 to 170 HP

Pressure (bar) and (psi) – Load per tyre in kg [3] - [4]

Bar *Psi*	0.40 *6*	0.50 *7*	0.60 *9*	0.80 *12*	1.00 *15*	1.20 *17*	1.40 *20*	1.60 *23*	1.80 *26*	1.90 *28*	2.00 *29*	2.20 *32*	2.40 *35*	2.60 *38*	2.80 *41*
40 Dual	860	1 070	1 285	1 420	1 560	1 695	1 835	1 970							
10		1 710	1 980	2 190	2 405	2 615	2 830	3 040	3 255	3 360					
30		1 340	1 560	1 730	1 895	2 065	2 230	2 400							
40			1 460	1 615	1 770	1 930	2 085	2 240							
50			1 360	1 500	1 640	1 780	1 920	2 060							
40 Dual	860	950	1 040	1 195	1 370	1 540	1 730	1 920							
10	1 450	1 565	1 680	1 905	2 130	2 360	2 580	2 800	3 100	3 250					
30	1 060	1 155	1 250	1 450	1 675	1 900	2 100	2 300							
40			1 180	1 360	1 555	1 750	1 965	2 180							
50			1 180	1 360	1 550	1 750	1 965	2 180							
40 Dual	880	1 100	1 320	1 460	1 600	1 745	1 885	2 025							
10		1 760	2 040	2 255	2 475	2 690	2 910	3 125	3 340	3 450					
30		1 380	1 600	1 770	1 945	2 115	2 290	2 460							
40			1 500	1 660	1 820	1 980	2 140	2 300							
50			1 400	1 545	1 690	1 830	1 975	2 120							
40 Dual	1 070	1 170	1 275	1 495	1 705	1 910	2 120	2 330	2 440	2 495	2 550	2 630	2 705		
10	1 800	1 955	2 110	2 415	2 725	3 035	3 340	3 650	3 950	4 100	4 250	4 375	4 500	4 560	4 625
30	1 285	1 420	1 550	1 800	2 050	2 300	2 550	2 800	2 940	3 005	3 075	3 210	3 350		
40			1 450	1 700	1 940	2 175	2 410	2 650	2 775	2 840	2 900	2 990	3 075		
50			1 450	1 700	1 940	2 175	2 410	2 650	2 775	2 840	2 900	2 990	3 075		
40 Dual	1 040	1 280	1 515	1 680	1 840	2 005	2 165	2 330							
10		2 030	2 350	2 600	2 850	3 100	3 355	3 605	3 855	3 980					
30		1 590	1 840	2 040	2 240	2 440	2 640	2 840							
40			1 720	1 905	2 090	2 280	2 465	2 650							
50			1 600	1 765	1 930	2 100	2 265	2 430							
40 Dual	705	780	860	985	1 130	1 275	1 410	1 540	1 630	1 670	1 715	1 765	1 815		
10	1 215	1 315	1 410	1 610	1 805	2 000	2 215	2 430	2 615	2 710	2 800	2 870	2 940	3 005	3 075
30	850	940	1 030	1 215	1 380	1 550	1 725	1 900	1 980	2 020	2 060	2 120	2 180		
40			975	1 120	1 285	1 450	1 600	1 750	1 850	1 900	1 950	2 005	2 060		
50			900	1 030	1 180	1 320	1 460	1 600	1 700	1 750	1 800	1 850	1 900		
40 Dual	905	1 000	1 100	1 275	1 450	1 630	1 830	2 025							
10	1 550	1 670	1 790	2 025	2 260	2 500	2 750	3 000	3 300	3 450					
30	1 120	1 220	1 320	1 550	1 775	2 000	2 215	2 430							
40			1 250	1 450	1 650	1 850	2 075	2 300							
50			1 250	1 450	1 650	1 850	2 075	2 300							
40 Dual	1 070	1 175	1 280	1 490	1 700	1 910	2 120	2 330							
10	1 800	1 940	2 075	2 350	2 625	2 900	3 175	3 450	3 800	3 975					
30	1 300	1 430	1 555	1 810	2 070	2 325	2 580	2 835							
40			1 450	1 690	1 930	2 170	2 410	2 650							
50			1 450	1 690	1 930	2 170	2 410	2 650							

40 Dual: Twin fitment use.
10: max speed 10 km/h (low torque) e.g. soil treatment machines in the field.
30: use in the field at higher torque and travel on the road up to a maximum speed of 30 km/h.
40: use on the road up to a maximum speed of 40 km/h.
50: use on the road up to a maximum speed of 50 km/h.

IMPORTANT: The inflation pressure is always determined according to the load per tyre, the speed of travel and the work to be done.

Michelin Standard radial Tyre Data
MICHELIN AGRIBIB

Ø inches	Tyre sizes	CAI	Tyre characteristics S mm	D mm	R' mm	R.C. mm	Rim widths [1] inches	Tube [2]	75% internal volume litres
34	18.4 R34 144A8/141B TL AGRIBIB	123846	477	1662	744	4933	**DW16L** W15L, DW15L, W16L	823	395
36	12.4 R36 124A8/121B TL AGRIBIB	123952	318	1460	673	4363	**W11** W10	779	165
38	12.4 R38 125A8/122B TL AGRIBIB	123962	311	1500	691	4481	**W11** W10, DW10	779	165
	13.6 R38 128A8/125B TL AGRIBIB	123992	358	1565	722	4705	**DW12** W11, W12	795	217
	380/80 R38 142A8/142B TL AGRIBIB	051026	380	1578	723	4709	**DW12A** W12, DW12, W13, DW13	796	230
	420/85 R38 144A8/144B TL AGRIBIB (16.9 R38)	607820	455	1676	750	4975	**DW15L** W14L, DW14L, W15L	786	337
	18.4 R38 146A8/143B TL AGRIBIB	122771	491	1770	795	5258	**DW16L** W15L, DW15L, W16L	824	431
	20.8 R38 153A8/150B TL AGRIBIB	123860	541	1844	823	5470	**DW18L** W16L, DW16L, W18L	825	523
	520/85 R38 155A8/155B TL AGRIBIB (20.8 R38)	303668	530	1855	821	5529	**DW16L** W16A, DD16, W18A, DD18	825	508

[1] The reference rim is shown in bold type.
[2] KLEBER tube code.
[3] For ploughing and other applications subject to high torque use the 30 km/h row.
[4] 0.4 and 0.5 bar (6 and 7 psi) for work at low torque.

60 to 170 HP

Pressure (bar) and (psi) – Load per tyre in kg [3] - [4]

Bar *Psi*	0.40 *6*	0.50 *7*	0.60 *9*	0.80 *12*	1.00 *15*	1.20 *17*	1.40 *20*	1.60 *23*	1.80 *26*	1.90 *28*	2.00 *29*	2.20 *32*	2.40 *35*	2.60 *38*	2.80 *41*
40 Dual	1 130	1 365	1 600	1 775	1 945	2 120	2 290	2 465							
10		2 140	2 480	2 745	3 010	3 275	3 540	3 805	4 070	4 200					
30		1 680	1 950	2 160	2 370	2 580	2 790	3 000							
40			1 820	2 015	2 210	2 410	2 605	2 800							
50			1 700	1 875	2 050	2 230	2 405	2 580							
10		1 220	1 420	1 570	1 720	1 870	2 025	2 175	2 325	2 400					
30		960	1 110	1 230	1 350	1 470	1 590	1 710							
40			1 040	1 150	1 265	1 375	1 490	1 600							
50			960	1 060	1 155	1 255	1 350	1 450							
10		1 260	1 460	1 615	1 775	1 930	2 090	2 245	2 400	2 480					
30		990	1 150	1 275	1 400	1 520	1 645	1 770							
40			1 070	1 185	1 300	1 420	1 535	1 650							
50			990	1 090	1 195	1 295	1 400	1 500							
40 Dual	685	860	1 030	1 140	1 250	1 365	1 475	1 585							
10		1 380	1 590	1 760	1 930	2 100	2 275	2 445	2 615	2 700					
30		1 080	1 250	1 385	1 520	1 660	1 795	1 930							
40			1 170	1 295	1 420	1 550	1 675	1 800							
50			1 090	1 200	1 315	1 425	1 540	1 650							
40 Dual	905	1 000	1 090	1 280	1 465	1 650	1 840	2 025	2 100	2 140	2 180	2 255	2 330		
10	1 545	1 680	1 815	2 085	2 360	2 630	2 900	3 170	3 345	3 435	3 520	3 700	3 875	3 940	4 000
30	1 100	1 215	1 325	1 555	1 780	2 005	2 235	2 460	2 555	2 600	2 650	2 740	2 835		
40			1 250	1 460	1 670	1 880	2 090	2 300	2 390	2 430	2 475	2 560	2 650		
50			1 250	1 460	1 670	1 880	2 090	2 300	2 390	2 430	2 475	2 560	2 650		
40 Dual	1 130	1 240	1 350	1 575	1 800	2 020	2 240	2 465							
10	1 900	2 045	2 190	2 485	2 775	3 065	3 360	3 650	4 015	4 200					
30	1 375	1 510	1 645	1 915	2 190	2 460	2 730	3 000							
40			1 550	1 800	2 050	2 300	2 550	2 800							
50			1 550	1 800	2 050	2 300	2 550	2 800							
40 Dual	1 195	1 455	1 715	1 900	2 085	2 270	2 455	2 640							
10		2 300	2 660	2 945	3 225	3 510	3 790	4 075	4 360	4 500					
30		1 800	2 090	2 315	2 540	2 760	2 985	3 210							
40			1 950	2 160	2 370	2 580	2 790	3 000							
50			1 800	1 985	2 170	2 360	2 545	2 730							
40 Dual	1 450	1 770	2 085	2 310	2 535	2 760	2 985	3 210							
10		2 790	3 230	3 575	3 920	4 270	4 615	4 960	5 305	5 480					
30		2 190	2 540	2 815	3 090	3 360	3 635	3 910							
40			2 370	2 625	2 880	3 140	3 395	3 650							
50			2 210	2 440	2 665	2 895	3 120	3 350							
40 Dual	1 540	1 700	1 865	2 200	2 485	2 770	3 090	3 410							
10	2 650	2 850	3 050	3 450	3 850	4 250	4 625	5 000	5 535	5 800					
30	1 900	2 100	2 300	2 650	3 050	3 450	3 790	4 125							
40			2 120	2 500	2 825	3 150	3 510	3 875							
50			2 120	2 500	2 800	3 160	3 515	3 875							

40 Dual: Twin fitment use.
10: max speed 10 km/h (low torque) e.g. soil treatment machines in the field.
30: use in the field at higher torque and travel on the road up to a maximum speed of 30 km/h.
40: use on the road up to a maximum speed of 40 km/h.
50: use on the road up to a maximum speed of 50 km/h.

IMPORTANT: The inflation pressure is always determined according to the load per tyre, the speed of travel and the work to be done.

Michelin Standard radial Tyre Data
MICHELIN AGRIBIB

Ø inches	Tyre sizes	CAI	Tyre characteristics				Rim widths [1] inches	Tube [2]	75% internal volume litres
			S mm	D mm	R' mm	R.C. mm			
42	480/80 R42 156A8/156B TL AGRIBIB (18.4 R42)	404096	494	1858	847	5538	**DW16A** W16A, DD16	801	420
	520/85 R42 157A8/157B TL AGRIBIB (20.8 R42)	122791	539	1945	869	5771	**DW18A** W18A, DD18	802	555
46	420/80 R46 151A8/148B TL AGRIBIB	122770	410	1872	861	5555	**DW13**	835	302
	480/80 R46 158A8/158B TL AGRIBIB (18.4 R46)	637231	499	1948	889	5874	**DW16A** W16A, DD16, DW16L	834	442
	520/85 R46 158A8/155B TL AGRIBIB (20.8 R46)	122780	515	2050	920	6088	**DW16A** W16A, W16L, DW16L, W18L, DW18L, W18A, DW18A	834	541
50	480/80 R50 159A8/159B TL AGRIBIB	471947	474	2056	942	6184	**DW15A** DW16A		479

[1] The reference rim is shown in bold type.
[2] KLEBER tube code.
[3] For ploughing and other applications subject to high torque use the 30 km/h row.
[4] 0.4 and 0.5 bar (6 and 7 psi) for work at low torque.

60 to 170 HP

Pressure (bar) and (psi) – Load per tyre in kg [3] - [4]

Bar *Psi*	0.40 *6*	0.50 *7*	0.60 *9*	0.80 *12*	1.00 *15*	1.20 *17*	1.40 *20*	1.60 *23*	1.80 *26*	1.90 *28*	2.00 *29*	2.20 *32*	2.40 *35*	2.60 *38*	2.80 *41*
40 Dual	1 320	1 465	1 605	1 890	2 180	2 465	2 750	3 035	3 155	3 215	3 280	3 400	3 520		
10	2 325	2 505	2 690	3 050	3 410	3 775	4 140	4 500	4 750	4 875	5 000	5 250	5 500	5 750	6 000
30	1 660	1 830	2 000	2 335	2 675	3 015	3 350	3 690	3 840	3 910	3 985	4 130	4 280		
40			1 850	2 170	2 490	2 810	3 130	3 450	3 590	3 655	3 725	3 860	4 000		
50			1 850	2 170	2 490	2 810	3 130	3 450	3 590	3 655	3 725	3 860	4 000		
40 Dual	1 630	1 800	1 970	2 265	2 610	2 950	3 290	3 630							
10	2 800	3 010	3 225	3 650	4 075	4 500	4 900	5 300	5 865	6 150					
30	2 000	2 180	2 360	2 800	3 175	3 550	3 960	4 375							
40			2 240	2 575	2 960	3 350	3 740	4 125							
50			2 240	2 575	3 000	3 350	3 740	4 125							
40 Dual	1 160	1 285	1 410	1 630	1 885	2 140	2 345	2 550	2 705	2 780	2 860	2 950	3 035		
10	2 000	2 170	2 340	2 675	3 010	3 350	3 675	4 000	4 310	4 470	4 625	4 810	5 000	5 075	5 150
30	1 450	1 575	1 700	2 000	2 290	2 575	2 860	3 150	3 300	3 375	3 450	3 550	3 650		
40			1 600	1 850	2 140	2 430	2 665	2 900	3 075	3 160	3 250	3 350	3 450		
50			1 450	1 700	1 950	2 240	2 445	2 650	2 800	2 900	3 000	3 075	3 150		
40 Dual	1 450	1 580	1 715	1 940	2 165	2 390	2 615	2 840	3 065	3 180	3 290	3 515	3 740		
10	2 475	2 675	2 875	3 275	3 675	4 075	4 475	4 875	5 125	5 250	5 375	5 630	5 880	6 130	6 380
30	1 770	1 940	2 110	2 445	2 785	3 125	3 460	3 800	3 990	4 080	4 175	4 360	4 550		
40			1 950	2 270	2 590	2 910	3 230	3 550	3 725	3 810	3 900	4 075	4 250		
50			1 950	2 270	2 590	2 910	3 230	3 550	3 725	3 810	3 900	4 075	4 250		
40 Dual	1 715	1 885	2 050	2 390	2 730	3 065	3 400	3 740							
10	2 900	3 110	3 325	3 750	4 175	4 600	5 025	5 450	6 070	6 380					
30	2 090	2 295	2 500	2 910	3 320	3 730	4 140	4 550							
40			2 300	2 690	3 080	3 470	3 860	4 250							
50			2 120	2 470	2 820	3 175	3 525	3 875							
40 Dual	1 495	1 655	1 815	2 075	2 390	2 705	3 000	3 300	3 465	3 550	3 630	3 740	3 850		
10	2 575	2 785	2 995	3 410	3 830	4 250	4 700	5 150	5 575	5 790	6 000	6 150	6 300	6 400	6 500
30	1 800	1 990	2 180	2 575	2 910	3 250	3 625	4 000	4 190	4 280	4 375	4 500	4 625		
40			2 060	2 360	2 720	3 075	3 410	3 750	3 940	4 030	4 125	4 250	4 375		
50			2 060	2 360	2 725	3 075	3 410	3 750	3 875	4 000	4 125	4 250	4 375		

40 Dual: Twin fitment use.
10: max speed 10 km/h (low torque) e.g. soil treatment machines in the field.
30: use in the field at higher torque and travel on the road up to a maximum speed of 30 km/h.
40: use on the road up to a maximum speed of 40 km/h.
50: use on the road up to a maximum speed of 50 km/h.

IMPORTANT: The inflation pressure is always determined according to the load per tyre, the speed of travel and the work to be done.

TRACTORS

Mixed farming operations
70 series

MICHELIN OMNIBIB

MULTI-PURPOSE

ROAD



Consumption in the field: **2%** saving

Example: for a farmer working a 150 hectare farm, with a 150 HP tractor, the savings made just on pulling machinery amounts to £200 a year*.

Service life: **+13%**

Operating account

Sizes

320/70 R24 TL 116D	480/70 R28 TL 140D
360/70 R24 TL 122D	480/70 R30 TL 141D
380/70 R24 TL 125D	480/70 R34 TL 143D
420/70 R24 TL 130D	520/70 R34 TL 148D
480/70 R24 TL 138D	480/70 R38 TL 145D
360/70 R28 TL 125D	520/70 R38 TL 150D
380/70 R28 TL 127D	580/70 R38 TL 155D
420/70 R28 TL 133D	620/70 R42 TL 160D

* Assumption: consumption of 30 litres per hour, at £0.90 a litre, hourly cost £25

MICHELIN
A better way forward

70 to 180 HP

Savings in time and fuel

- Excellent self-cleaning capacity

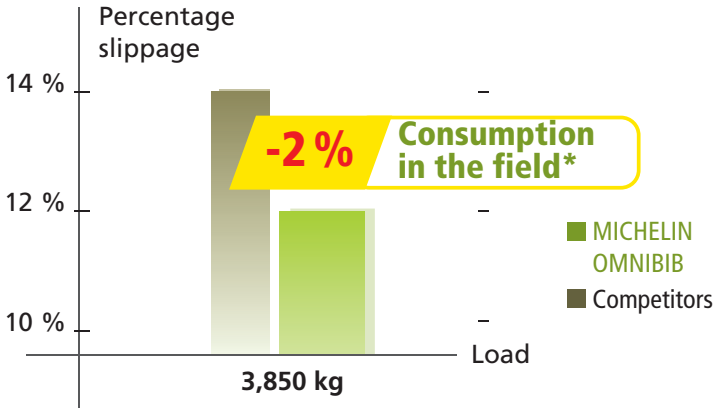

A tractor pulling 3.85 Tonnes slips 12% with MICHELIN OMNIBIB as against 14% with the leading competitor's tyre.

- Better grip

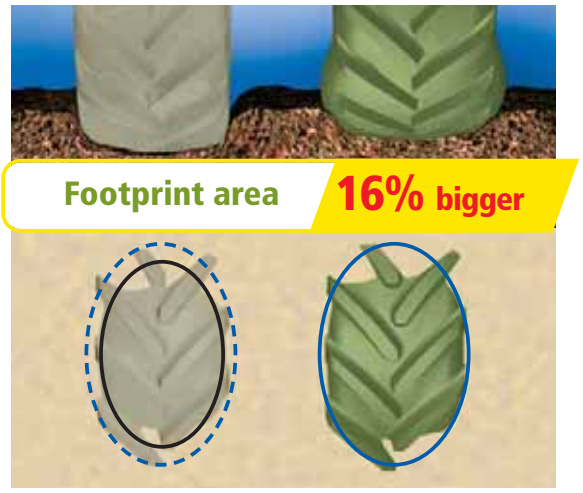

Leading competitor MICHELIN OMNIBIB

* Pressure : 20 psi – Load : 3.85 T - Test carried out on ploughing with 580/70 R38 tyres, in clay soil with a moisture level of 21 to 24.4%

Market reference in terms of long life

- Deep tread lugs

Comfort on the road and in the field

- Pressure generally 0.2 bar lower than the other 70 series tyres on the market
- Flexible casing
- Performance guaranteed up to 65 k.p.h. – D rating, where authorised by the country legislation

High load capacity for working with front loaders

- Up to 14%** more load than a standard tyre
- Robust tread lugs

** According to tyre sizes, 28 psi compared with the equivalent size in the MICHELIN AGRIBIB range

Michelin 70 Series Tyre Data
MICHELIN OMNIBIB

Ø inches	Tyre sizes	CAI	Tyre characteristics				Rim widths (1) inches	Tube (2)	75% internal volume litres
			S mm	D mm	R' mm	R.C. mm			
24	320/70 R24 116D TL OMNIBIB	415039	323	1101	497	3274	**W10** W11, W9	692	93
	360/70 R24 122D TL OMNIBIB	198698	373	1153	513	3418	**W11** W12, W10	692	136
	380/70 R24 125D TL OMNIBIB	085816	399	1188	528	3520	**W12** W11, W13	700	160
	420/70 R24 130D TL OMNIBIB	829095	436	1251	553	3702	**W13** W12, W14L, DW14L	703	203
	480/70 R24 138D TL OMNIBIB	375821	494	1327	578	3916	**DW15L** W14L, DW14L, W16L, W15L, DW16L	710	276
28	360/70 R28 125D TL OMNIBIB	534919	372	1260	562	3737	**W11** W10, W12	726	153
	380/70 R28 127D TL OMNIBIB	118587	390	1294	580	3842	**W12** W13, W11	732	179
	420/70 R28 133D TL OMNIBIB	532215	436	1354	602	4012	**W13** W12, DW14L, W14L	821	231

(1) The reference rim is shown in bold type.
(2) KLEBER tube code.
(3) For ploughing and other applications subject to high torque use the 30 km/h row.
(4) 0.4 and 0.5 bar (6 and 7 psi) for work at low torque.

IMPORTANT: The inflation pressure is always determined according to the load per tyre, the speed of travel and the work to be done.

MICHELIN
A better way forward

70 to 180 HP

Pressure (bar) and (psi) – Load per tyre in kg (3) - (4)

Bar *Psi*	0.40 *6*	0.60 *9*	0.80 *12*	0.90 *13*	1.00 *15*	1.10 *16*	1.20 *17*	1.30 *19*	1.40 *20*	1.50 *22*	1.60 *23*	1.70 *25*	1.80 *26*	1.90 *28*	2.00 *29*
40 Dual	560	670	775	830	880	935	990	1 045	1 100	1 150	1 205				
10	870	995	1 120	1 185	1 250	1 310	1 375	1 440	1 500	1 565	1 630	1 690	1 755	1 815	1 880
30	670	800	925	990	1 055	1 120	1 185	1 250	1 310	1 375	1 440				
40		760	880	945	1 005	1 065	1 125	1 185	1 250	1 310	1 370				
50		720	840	895	955	1 015	1 075	1 135	1 190	1 250	1 310				
65		690	800	860	915	970	1 025	1 080	1 140	1 195	1 250				
40 Dual	665	795	925	990	1 055	1 120	1 185	1 250	1 315	1 380	1 445				
10	1 040	1 190	1 340	1 420	1 495	1 570	1 645	1 720	1 795	1 870	1 950	2 025	2 100	2 175	2 250
30	790	945	1 105	1 180	1 260	1 340	1 415	1 495	1 575	1 650	1 730				
40		900	1 050	1 120	1 195	1 270	1 345	1 420	1 490	1 565	1 640				
50		870	1 010	1 085	1 155	1 225	1 295	1 365	1 440	1 510	1 580				
65		825	960	1 030	1 095	1 160	1 230	1 300	1 365	1 430	1 500				
40 Dual	725	865	1 010	1 080	1 155	1 230	1 300	1 370	1 445	1 520	1 590				
10	1 130	1 300	1 470	1 550	1 635	1 720	1 805	1 890	1 975	2 060	2 140	2 225	2 310	2 395	2 480
30	860	1 035	1 205	1 295	1 380	1 465	1 555	1 640	1 725	1 815	1 900				
40		990	1 155	1 235	1 320	1 400	1 480	1 565	1 645	1 730	1 810				
50		950	1 105	1 185	1 260	1 340	1 420	1 495	1 575	1 650	1 730				
65		900	1 050	1 125	1 200	1 275	1 350	1 425	1 500	1 575	1 650				
40 Dual	845	995	1 160	1 245	1 330	1 410	1 495	1 580	1 665	1 745	1 830				
10	1 310	1 500	1 695	1 790	1 890	1 985	2 080	2 175	2 270	2 370	2 465	2 560	2 660	2 755	2 850
30	1 010	1 205	1 405	1 500	1 600	1 700	1 795	1 895	1 995	2 090	2 190				
40		1 130	1 320	1 415	1 510	1 605	1 700	1 795	1 890	1 985	2 080				
50		1 080	1 265	1 355	1 450	1 540	1 630	1 725	1 815	1 910	2 000				
65		1 030	1 205	1 290	1 380	1 465	1 550	1 640	1 725	1 815	1 900				
40 Dual	1 020	1 240	1 445	1 550	1 655	1 760	1 860	1 965	2 070	2 170	2 275				
10	1 590	1 835	2 080	2 200	2 320	2 445	2 565	2 685	2 810	2 930	3 050	3 175	3 295	3 420	3 540
30	1 220	1 470	1 715	1 840	1 965	2 090	2 215	2 340	2 460	2 585	2 710				
40		1 410	1 645	1 760	1 880	1 995	2 110	2 230	2 345	2 465	2 580				
50		1 350	1 575	1 690	1 800	1 915	2 030	2 140	2 255	2 365	2 480				
65		1 285	1 500	1 610	1 715	1 820	1 930	2 040	2 145	2 250	2 360				
40 Dual	705	845	995	1 070	1 145	1 220	1 290	1 365	1 440	1 515	1 590				
10	1 100	1 270	1 445	1 530	1 620	1 705	1 790	1 875	1 960	2 050	2 135	2 220	2 310	2 395	2 480
30	840	1 015	1 195	1 280	1 370	1 460	1 545	1 635	1 725	1 810	1 900				
40		960	1 130	1 215	1 300	1 385	1 470	1 555	1 640	1 725	1 810				
50		920	1 080	1 165	1 245	1 325	1 405	1 485	1 570	1 650	1 730				
65		875	1 030	1 110	1 185	1 260	1 340	1 420	1 495	1 570	1 650				
40 Dual	770	915	1 070	1 145	1 225	1 300	1 375	1 455	1 530	1 610	1 685				
10	1 200	1 380	1 560	1 645	1 735	1 825	1 915	2 005	2 095	2 185	2 270	2 360	2 450	2 540	2 630
30	920	1 100	1 285	1 375	1 465	1 555	1 645	1 740	1 830	1 920	2 010				
40		1 040	1 215	1 305	1 390	1 480	1 570	1 655	1 745	1 830	1 920				
50		1 000	1 170	1 250	1 335	1 420	1 505	1 590	1 670	1 755	1 840				
65		950	1 110	1 190	1 270	1 350	1 430	1 510	1 590	1 670	1 750				
40 Dual	890	1 080	1 260	1 350	1 440	1 530	1 625	1 715	1 805	1 895	1 985				
10	1 390	1 600	1 815	1 920	2 030	2 135	2 240	2 345	2 450	2 560	2 665	2 770	2 880	2 985	3 090
30	1 060	1 280	1 495	1 605	1 715	1 825	1 935	2 040	2 150	2 260	2 370				
40		1 230	1 435	1 540	1 640	1 745	1 850	1 950	2 055	2 155	2 260				
50		1 180	1 375	1 475	1 570	1 670	1 770	1 865	1 965	2 060	2 160				
65		1 120	1 310	1 400	1 495	1 590	1 685	1 780	1 870	1 965	2 060				

40 Dual: Twin fitment use
10: max speed 10 km/h (low torque) e.g. soil treatment machines in the field.
30: use in the field at higher torque and travel on the road up to a maximum speed of 30 km/h.
40: use on the road up to a maximum speed of 40 km/h.
50: use on the road up to a maximum speed of 50 km/h.
65: use on the road up to a maximum speed of 65 km/h.

Michelin 70 Series Tyre Data MICHELIN OMNIBIB

Ø inches	Tyre sizes	CAI	Tyre characteristics S mm	D mm	R' mm	R.C. mm	Rim widths (1) inches	Tube (2)	75% internal volume litres
28	480/70 R28 140D TL OMNIBIB	570026	500	1423	632	4217	**DW15L** DW14L, W16L, W15L, W14L, DW16L	822	301
30	480/70 R30 141D TL OMNIBIB	599351	498	1482	656	4388	**DW15L** DW14L, W14L, W16L, W15L, DW16L	754	316
34	480/70 R34 143D TL OMNIBIB	280033	497	1593	713	4728	**DW15L** W14L, DW14L, W15L, W16L, DW16L	704	345
	520/70 R34 148D TL OMNIBIB	939411	535	1651	730	4887	**DW16L** DW18L, W18L, W16L, DW15L, W15L	823	421
38	480/70 R38 145D TL OMNIBIB	936570	498	1694	759	5030	**DW15L** DW16L, W15L, DW14L, W16L, W14L	786	377
	520/70 R38 150D TL OMNIBIB	833744	539	1766	782	5229	**DW16L** W15L, W18L, DW18L, W16L, DW15L	824	463
	580/70 R38 155D TL OMNIBIB	001240	601	1836	815	5440	**DW18L** W18L	825	589
42	620/70 R42 160D TL OMNIBIB	989457	639	1953	863	5781	**DW20B (A)** DW18L	802	657

(1) The reference rim is shown in bold type.
(2) KLEBER tube code.
(3) For ploughing and other applications subject to high torque use the 30 km/h row.
(4) 0.4 and 0.5 bar (6 and 7 psi) for work at low torque.

IMPORTANT: The inflation pressure is always determined according to the load per tyre, the speed of travel and the work to be done.

MICHELIN
A better way forward

70 to 180 HP

Pressure (bar) and (psi) – Load per tyre in kg [3] - [4]

Bar *Psi*	0.40 *6*	0.60 *9*	0.80 *12*	0.90 *13*	1.00 *15*	1.10 *16*	1.20 *17*	1.30 *19*	1.40 *20*	1.50 *22*	1.60 *23*	1.70 *25*	1.80 *26*	1.90 *28*	2.00 *29*
40 Dual	1 110	1 310	1 530	1 640	1 750	1 860	1 970	2 080	2 190	2 300	2 410				
10	1 730	1 980	2 235	2 360	2 490	2 615	2 740	2 865	2 990	3 120	3 245	3 370	3 500	3 625	3 750
30	1 320	1 580	1 840	1 970	2 100	2 230	2 360	2 490	2 620	2 750	2 880				
40		1 490	1 740	1 865	1 990	2 115	2 240	2 365	2 490	2 615	2 740				
50		1 430	1 670	1 790	1 910	2 030	2 150	2 270	2 390	2 510	2 630				
65		1 360	1 590	1 700	1 815	1 930	2 045	2 160	2 270	2 385	2 500				
40 Dual	1 135	1 350	1 575	1 690	1 800	1 915	2 030	2 140	2 255	2 365	2 480				
10	1 770	2 030	2 290	2 425	2 555	2 685	2 815	2 945	3 075	3 205	3 340	3 470	3 600	3 730	3 860
30	1 360	1 625	1 895	2 025	2 160	2 295	2 425	2 560	2 695	2 825	2 960				
40		1 530	1 790	1 915	2 045	2 175	2 305	2 435	2 560	2 690	2 820				
50		1 470	1 715	1 840	1 960	2 085	2 210	2 330	2 455	2 575	2 700				
65		1 400	1 635	1 750	1 870	1 990	2 105	2 220	2 340	2 460	2 575				
40 Dual	1 205	1 445	1 680	1 800	1 915	2 035	2 155	2 270	2 390	2 505	2 625				
10	1 880	2 155	2 430	2 570	2 710	2 845	2 985	3 125	3 260	3 400	3 540	3 675	3 815	3 950	4 090
30	1 440	1 720	2 005	2 145	2 285	2 425	2 565	2 710	2 850	2 990	3 130				
40		1 640	1 910	2 040	2 175	2 310	2 445	2 580	2 710	2 845	2 980				
50		1 580	1 835	1 965	2 090	2 220	2 350	2 475	2 605	2 730	2 860				
65		1 500	1 745	1 870	1 990	2 110	2 235	2 360	2 480	2 600	2 725				
40 Dual	1 350	1 640	1 920	2 060	2 200	2 340	2 475	2 615	2 755	2 895	3 035				
10	2 100	2 430	2 760	2 920	3 085	3 250	3 415	3 580	3 745	3 910	4 070	4 235	4 400	4 565	4 730
30	1 610	1 945	2 280	2 450	2 615	2 780	2 950	3 120	3 285	3 450	3 620				
40		1 860	2 180	2 335	2 495	2 655	2 815	2 975	3 130	3 290	3 450				
50		1 790	2 095	2 245	2 400	2 550	2 700	2 855	3 005	3 160	3 310				
65		1 700	1 990	2 135	2 280	2 425	2 570	2 715	2 860	3 005	3 150				
40 Dual	1 270	1 540	1 790	1 915	2 040	2 170	2 295	2 420	2 545	2 670	2 795				
10	1 980	2 275	2 570	2 720	2 870	3 015	3 165	3 315	3 460	3 610	3 760	3 905	4 055	4 200	4 350
30	1 520	1 825	2 125	2 280	2 430	2 580	2 735	2 885	3 035	3 190	3 340				
40		1 750	2 035	2 180	2 320	2 465	2 610	2 750	2 895	3 035	3 180				
50		1 680	1 955	2 090	2 230	2 365	2 500	2 640	2 775	2 915	3 050				
65		1 600	1 860	1 990	2 120	2 250	2 380	2 510	2 640	2 770	2 900				
40 Dual	1 445	1 735	2 035	2 185	2 335	2 480	2 630	2 780	2 930	3 080	3 230				
10	2 250	2 600	2 945	3 120	3 290	3 465	3 640	3 815	3 990	4 160	4 335	4 510	4 680	4 855	5 030
30	1 730	2 085	2 435	2 615	2 790	2 965	3 145	3 320	3 495	3 675	3 850				
40		1 970	2 310	2 480	2 650	2 820	2 990	3 160	3 330	3 500	3 670				
50		1 890	2 215	2 380	2 540	2 705	2 870	3 030	3 195	3 355	3 520				
65		1 800	2 110	2 265	2 420	2 575	2 730	2 885	3 040	3 195	3 350				
40 Dual	1 685	2 045	2 385	2 550	2 720	2 890	3 060	3 230	3 395	3 565	3 735				
10	2 630	3 030	3 425	3 625	3 820	4 020	4 220	4 420	4 620	4 815	5 015	5 215	5 410	5 610	5 810
30	2 010	2 420	2 825	3 030	3 235	3 440	3 645	3 850	4 050	4 255	4 460				
40		2 320	2 705	2 895	3 090	3 280	3 470	3 665	3 855	4 050	4 240				
50		2 230	2 600	2 780	2 965	3 150	3 335	3 520	3 700	3 885	4 070				
65		2 120	2 470	2 645	2 820	3 000	3 175	3 350	3 525	3 700	3 875				
40 Dual	1 985	2 340	2 740	2 940	3 140	3 340	3 535	3 735	3 935	4 135	4 335				
10	3 090	3 550	4 005	4 235	4 460	4 690	4 920	5 150	5 380	5 605	5 835	6 065	6 290	6 520	6 750
30	2 370	2 840	3 305	3 540	3 775	4 010	4 245	4 480	4 710	4 945	5 180				
40		2 660	3 115	3 340	3 570	3 795	4 020	4 250	4 475	4 705	4 930				
50		2 550	2 985	3 205	3 420	3 640	3 860	4 075	4 295	4 510	4 730				
65		2 430	2 845	3 050	3 260	3 465	3 670	3 880	4 085	4 295	4 500				

40 Dual: Twin fitment use
10: max speed 10 km/h (low torque) e.g. soil treatment machines in the field.
30: use in the field at higher torque and travel on the road up to a maximum speed of 30 km/h.
40: use on the road up to a maximum speed of 40 km/h.
50: use on the road up to a maximum speed of 50 km/h.
65: use on the road up to a maximum speed of 65 km/h.

More power and increased mileage
65 Series

MICHELIN MULTIBIB

ROAD

CARE FOR THE SOIL

Service life: lasts up to
1.5 years* longer

Sizes

320/65 R16 TL 107A8/104B
320/65 R18 TL 109A8/106B
340/65 R18 TL 113A8/110B
420/65 R20 TL 125A8/125B
420/65 R24 TL 126A8/126B
440/65 R24 TL 128D
480/65 R24 TL 133D
540/65 R24 TL 140D
420/65 R28 TL 128A8/128B
440/65 R28 TL 131D
480/65 R28 TL 136D
540/65 R28 TL 142D
540/65 R30 TL 143D
540/65 R34 TL 145D
600/65 R34 TL 151D
540/65 R38 TL 147D
600/65 R38 TL 153D
650/65 R38 TL 157D
650/65 R42 TL 158D

* Compared with the MICHELIN XM 108. Source: MICHELIN Test and Research Centre (Ladoux)

MICHELIN
A better way forward

80 to 200 HP

Up to 35%* longer service life

- New rubber compound
- Flat crown
- D Index (65 km/h**)

Care for the soil and comfort

- Optimised ground pressure
- Flexible sidewalls
- Greater comfort at up to 65 k.p.h.**

MICHELIN XM 108 MICHELIN MULTIBIB

More efficient traction

- Deep tread lugs
- Tread lug shape making for excellent self-cleaning

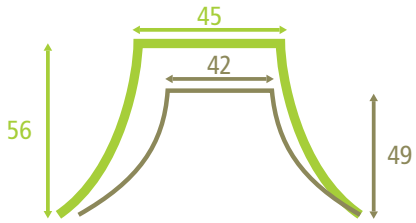

MICHELIN MULTIBIB
MICHELIN XM 108
Measurement on 600/65 R38 tyre

Enhances tractor design

- Wide tread
- Modern and attractive sidewall design

* Compared with the MICHELIN XM 108
** Where authorised by the legislation in force in the country

MICHELIN
A better way forward

Characteristics of MICHELIN 65 series wide tyres
MICHELIN MULTIBIB +<28" XM108 Sizes

Ø inches	Tyre sizes	CAI	Tyre characteristics				Rim widths (1) inches	Tube (2)	75% internal volume litres
			S mm	D mm	R' mm	R.C. mm			
16	320/65 R16 107A8/104B TL XM108	123896	309	844	375	2501	**W8** W8L, W9, W10L	827	64
18	320/65 R18 109A8/106B TL XM108	123898	309	875	389	2594	**W9** W7, W10	828	63
	340/65 R18 113A8/110B TL XM108	123888	323	918	407	2719	**W9** W10	828	76
20	420/65 R20 125A8/125B TL XM108	122702	396	1064	461	3135	**W11** W10, W12	664	140
24	420/65 R24 126A8/126B TL XM108	122712	395	1160	507	3425	**W11** W10, W12	700	150
	440/65 R24 128D TL MULTIBIB	426389	439	1187	529	3519	**DW14L** W13, DW13, W14L, W15L, DW15L,	703	177
	480/65 R24 133D TL MULTIBIB	531721	483	1240	546	3667	**DW15L** W14L, DW14L, W15L	710	218
	540/65 R24 140D TL MULTIBIB	097057	532	1312	573	3873	**DW16L** W16L, W18L, DW18L (5)	710	287

(1) The reference rim is shown in bold type.
(2) KLEBER tube code.
(3) For ploughing and other applications subject to high torque use the 30 km/h row.
(4) 0.4 and 0.5 bar (6 and 7 psi) for work at low torque.
(5) For further information on rims, refer to the "Rims and valves" section on pages 126-127.

IMPORTANT: The inflation pressure is always determined according to the load per tyre, the speed of travel and the work to be done.

80 to 200 HP

Pressure (bar) and (psi) – Load per tyre in kg [3] - [4]

Bar *Psi*	0.40 *6*	0.50 *7*	0.60 *9*	0.80 *12*	1.00 *15*	1.10 *16*	1.20 *17*	1.30 *19*	1.40 *20*	1.50 *22*	1.60 *23*	1.70 *25*	1.80 *26*	1.90 *28*	2.00 *29*
10	380	505	630	760	885	950	1 015	1 075	1 140	1 205	1 270	1 330	1 395	1 460	
30	370	470	570	665	760	810	855	900	950	995	1 040				
40		440	540	630	715	760	800	845	890	935	980				
50		410	500	580	660	700	740	780	820	860	900				
10	400	535	670	805	940	1 010	1 075	1 145	1 210	1 280	1 345	1 415	1 480	1 550	
30	390	500	610	710	805	855	900	950	1 000	1 050	1 100				
40		460	570	660	755	800	850	895	940	985	1 030				
50		430	520	605	690	735	780	820	865	905	950				
10	450	600	750	900	1 050	1 125	1 200	1 280	1 355	1 430	1 505	1 580	1 655	1 730	
30	440	560	680	790	900	955	1 010	1 065	1 120	1 175	1 230				
40		520	630	735	840	895	945	1 000	1 050	1 100	1 150				
50		480	580	675	770	820	870	915	965	1 010	1 060				
10	970	1 140	1 310	1 525	1 735	1 840	1 950	2 055	2 160	2 265	2 375	2 480			
30	770	925	1 080	1 250	1 425	1 510	1 600	1 685	1 770						
40		830	1 010	1 170	1 330	1 410	1 490	1 570	1 650						
50		830	1 010	1 115	1 225	1 275	1 330	1 385	1 435	1 490	1 545	1 595	1 650		
10	990	1 170	1 350	1 570	1 785	1 895	2 005	2 115	2 225	2 330	2 440	2 550			
30	790	950	1 110	1 290	1 465	1 555	1 640	1 730	1 820						
40		850	1 040	1 205	1 370	1 455	1 535	1 620	1 700						
50		850	1 040	1 150	1 260	1 315	1 370	1 425	1 480	1 535	1 590	1 645	1 700		
40 Dual	820	910	995	1 160	1 330	1 410	1 495	1 555	1 615	1 675	1 735				
10	1 285	1 370	1 450	1 655	1 855	1 960	2 060	2 145	2 225	2 310	2 390	2 475	2 560	2 640	2 725
30	980	1 080	1 180	1 380	1 580	1 680	1 780	1 850	1 925	2 000	2 070				
40			1 130	1 320	1 510	1 605	1 700	1 770	1 835	1 900	1 970				
50			1 080	1 265	1 445	1 540	1 630	1 695	1 760	1 825	1 890				
65			1 030	1 205	1 375	1 465	1 550	1 610	1 675	1 740	1 800				
40 Dual	940	1 040	1 135	1 320	1 505	1 600	1 690	1 765	1 840	1 915	1 990				
10	1 450	1 575	1 700	1 920	2 140	2 250	2 360	2 460	2 560	2 655	2 755	2 855	2 950	3 050	3 150
30	1 120	1 240	1 360	1 575	1 795	1 900	2 010	2 100	2 190	2 280	2 370				
40			1 290	1 500	1 710	1 815	1 920	2 005	2 090	2 175	2 260				
50			1 240	1 440	1 640	1 740	1 840	1 920	2 000	2 080	2 160				
65			1 180	1 370	1 560	1 655	1 750	1 830	1 905	1 980	2 060				
40 Dual	1 140	1 240	1 345	1 575	1 810	1 925	2 040	2 130	2 225	2 320	2 410				
10	1 750	1 875	2 000	2 265	2 535	2 665	2 800	2 920	3 040	3 155	3 275	3 395	3 510	3 630	3 750
30	1 360	1 485	1 610	1 885	2 165	2 300	2 440	2 550	2 660	2 770	2 880				
40			1 530	1 795	2 055	2 190	2 320	2 425	2 530	2 635	2 740				
50			1 470	1 725	1 975	2 105	2 230	2 330	2 430	2 530	2 630				
65			1 400	1 640	1 880	2 000	2 120	2 215	2 310	2 405	2 500				

40 Dual: Twin fitment use.
10: max speed (low torque) e.g. soil treatment machines in the field.
30: use in the field at higher torque and travel on the road up to a maximum speed of 30 km/h.
40: use on the road up to a maximum speed of 40 km/h.
50: use on the road up to a maximum speed of 50 km/h.
65: use on the road up to a maximum speed of 65 km/h.

Characteristics of MICHELIN 65 series wide tyres
MICHELIN MULTIBIB +<28" XM108 Sizes

Ø inches	Tyre sizes	CAI	Tyre characteristics S mm	D mm	R' mm	R.C. mm	Rim widths (1) inches	Tube (2)	75% internal volume litres
28	420/65 R28 128A8/128B TL XM108	122722	392	1263	559	3767	**W11** W10, W12	732	165
	440/65 R28 131D TL MULTIBIB	386212	437	1291	579	3833	**W14L** W13, W14L W15L, DW15L	821	198
	480/65 R28 136D TL MULTIBIB	897574	476	1339	596	3970	**DW15L** W14L, DW14L, W15L	822	241
	540/65 R28 142D TL MULTIBIB	792274	529	1427	630	4223	**DW16L** W16L, W18L, DW18L (5)	822	318
30	540/65 R30 143D TL MULTIBIB	223153	527	1472	648	4353	**DW16L** W16L, W18L, W18L DW18L (5)	754	333
34	540/65 R34 145D TL MULTIBIB	712064	530	1574	693	4655	**DW16L** DW18L,W16L, W18L (5)	704	363
	600/65 R34 151D TL MULTIBIB	557189	594	1654	732	4897	**DW20B (A)** W18L, DW18L	823	463

(1) The reference rim is shown in bold type.
(2) KLEBER tube code.

(3) For ploughing and other applications subject to high torque use the 30 km/h row.
(4) 0.4 and 0.5 bar (6 and 7 psi) for work at low torque.
(5) For further information on rims, refer to the "Rims and valves" section on pages 126-127.

80 to 200 HP

Pressure (bar) and (psi) – Load per tyre in kg [3] - [4]

Bar *Psi*	0.40 *6*	0.50 *7*	0.60 *9*	0.80 *12*	1.00 *15*	1.10 *16*	1.20 *17*	1.30 *19*	1.40 *20*	1.50 *22*	1.60 *23*	1.70 *25*	1.80 *26*	1.90 *28*	2.00 *29*
10	1 050	1 240	1 430	1 660	1 890	2 005	2 125	2 240	2 355	2 470	2 585	2 700			
30	840	1 005	1 170	1 360	1 550	1 645	1 740	1 835	1 930						
40		900	1 100	1 275	1 450	1 540	1 625	1 710	1 800						
50		900	1 100	1 215	1 335	1 390	1 450	1 510	1 565	1 625	1 685	1 740	1 800		
40 Dual	890	970	1 045	1 230	1 410	1 505	1 595	1 670	1 740	1 810	1 885				
10	1 360	1 480	1 600	1 795	1 985	2 085	2 180	2 270	2 360	2 450	2 540	2 630	2 720	2 810	2 900
30	1 060	1 155	1 250	1 465	1 685	1 790	1 900	1 985	2 070	2 155	2 240				
40			1 190	1 395	1 605	1 705	1 810	1 890	1 975	2 060	2 140				
50			1 140	1 335	1 535	1 630	1 730	1 810	1 890	1 970	2 050				
65			1 090	1 275	1 465	1 555	1 650	1 725	1 800	1 875	1 950				
40 Dual	990	1 100	1 205	1 415	1 620	1 725	1 830	1 910	1 990	2 075	2 155				
10	1 550	1 675	1 800	2 035	2 265	2 385	2 500	2 605	2 710	2 820	2 925	3 030	3 140	3 245	3 350
30	1 180	1 310	1 440	1 690	1 940	2 065	2 190	2 290	2 385	2 480	2 580				
40			1 370	1 605	1 845	1 960	2 080	2 170	2 265	2 360	2 450				
50			1 310	1 540	1 770	1 885	2 000	2 090	2 175	2 260	2 350				
65			1 250	1 465	1 685	1 790	1 900	1 985	2 070	2 155	2 240				
40 Dual	1 205	1 325	1 445	1 680	1 920	2 035	2 155	2 255	2 350	2 450	2 550				
10	1 900	2 040	2 180	2 455	2 725	2 865	3 000	3 125	3 250	3 375	3 500	3 625	3 750	3 875	4 000
30	1 440	1 585	1 730	2 015	2 295	2 440	2 580	2 700	2 815	2 930	3 050				
40			1 640	1 910	2 180	2 315	2 450	2 560	2 675	2 790	2 900				
50			1 580	1 835	2 095	2 220	2 350	2 460	2 565	2 670	2 780				
65			1 500	1 745	1 995	2 115	2 240	2 340	2 445	2 550	2 650				
40 Dual	1 240	1 370	1 495	1 735	1 980	2 100	2 220	2 320	2 420	2 520	2 620				
10	1 950	2 095	2 240	2 520	2 795	2 935	3 075	3 205	3 340	3 470	3 600	3 730	3 860	3 995	4 125
30	1 480	1 630	1 780	2 070	2 360	2 505	2 650	2 770	2 890	3 010	3 130				
40			1 700	1 975	2 245	2 385	2 520	2 635	2 750	2 865	2 980				
50			1 630	1 895	2 155	2 290	2 420	2 530	2 640	2 750	2 860				
65			1 550	1 800	2 050	2 175	2 300	2 405	2 510	2 620	2 725				
40 Dual	1 310	1 450	1 595	1 865	2 140	2 275	2 410	2 510	2 605	2 700	2 800				
10	2 060	2 210	2 360	2 655	2 955	3 100	3 250	3 390	3 530	3 670	3 810	3 955	4 095	4 235	4 375
30	1 560	1 730	1 900	2 225	2 555	2 715	2 880	2 995	3 110	3 225	3 340				
40			1 810	2 120	2 430	2 585	2 740	2 850	2 960	3 070	3 180				
50			1 730	2 030	2 330	2 480	2 630	2 735	2 840	2 945	3 050				
65			1 650	1 935	2 215	2 360	2 500	2 600	2 700	2 800	2 900				
40 Dual	1 540	1 710	1 885	2 190	2 495	2 650	2 800	2 930	3 060	3 195	3 325				
10	2 430	2 615	2 800	3 160	3 515	3 695	3 875	4 035	4 195	4 355	4 510	4 670	4 830	4 990	5 150
30	1 840	2 040	2 240	2 605	2 975	3 155	3 340	3 500	3 655	3 810	3 970				
40			2 140	2 485	2 835	3 005	3 180	3 330	3 480	3 630	3 780				
50			2 050	2 385	2 715	2 885	3 050	3 190	3 335	3 480	3 620				
65			1 950	2 265	2 585	2 740	2 900	3 040	3 175	3 310	3 450				

40 Dual: Twin fitment use.
10: max speed (low torque) e.g. soil treatment machines in the field.
30: use in the field at higher torque and travel on the road up to a maximum speed of 30 km/h.
40: use on the road up to a maximum speed of 40 km/h.
50: use on the road up to a maximum speed of 50 km/h.
65: use on the road up to a maximum speed of 65 km/h.

IMPORTANT: The inflation pressure is always determined according to the load per tyre, the speed of travel and the work to be done.

Characteristics of MICHELIN 65 series wide tyres MICHELIN MULTIBIB

Ø inches	Tyre sizes	CAI	Tyre characteristics				Rim widths [1] inches	Tube [2]	75% internal volume litres
			S mm	D mm	R' mm	R.C. mm			
38	540/65 R38 147D TL MULTIBIB	114518	529	1675	745	4965	**DW16L** DW18L, W18L, W16L [5]	824	393
	600/65 R38 153D TL MULTIBIB	228045	595	1768	779	5229	**DW20B (A)** W18L, DW18L	825	500
	650/65 R38 157D TL MULTIBIB	292904	646	1819	801	5380	**DW20B (A)** [5]	825	602
42	650/65 R42 158D TL MULTIBIB	167733	638	1931	858	5722	**DW20B (A)** [5]	802	646

[1] The reference rim is shown in bold type.
[2] KLEBER tube code.
[3] For ploughing and other applications subject to high torque use the 30 km/h row.
[4] 0.4 and 0.5 bar (6 and 7 psi) for work at low torque.
[5] For further information on rims, refer to the "Rims and valves" section on pages 126-127.

80 to 200 HP

Pressure (bar) and (psi) – Load per tyre in kg (3) - (4)

Bar *Psi*	0.40 *6*	0.50 *7*	0.60 *9*	0.80 *12*	1.00 *15*	1.10 *16*	1.20 *17*	1.30 *19*	1.40 *20*	1.50 *22*	1.60 *23*	1.70 *25*	1.80 *26*	1.90 *28*	2.00 *29*
40 Dual	1 400	1 545	1 690	1 955	2 215	2 350	2 480	2 600	2 720	2 845	2 965				
10	2 180	2 340	2 500	2 815	3 135	3 290	3 450	3 595	3 745	3 890	4 040	4 185	4 330	4 480	4 625
30	1 670	1 840	2 010	2 325	2 645	2 800	2 960	3 105	3 250	3 395	3 540				
40			1 920	2 220	2 520	2 670	2 820	2 960	3 095	3 230	3 370				
50			1 840	2 125	2 415	2 555	2 700	2 830	2 965	3 100	3 230				
65			1 750	2 025	2 300	2 440	2 575	2 700	2 825	2 950	3 075				
40 Dual	1 645	1 820	1 990	2 315	2 640	2 800	2 965	3 105	3 240	3 380	3 520				
10	2 575	2 770	2 970	3 355	3 740	3 935	4 125	4 290	4 455	4 620	4 790	4 955	5 120	5 285	5 450
30	1 960	2 165	2 370	2 760	3 150	3 345	3 540	3 705	3 870	4 035	4 200				
40			2 260	2 630	3 000	3 185	3 370	3 530	3 685	3 840	4 000				
50			2 160	2 515	2 875	3 050	3 230	3 380	3 530	3 680	3 830				
65			2 060	2 400	2 735	2 905	3 075	3 220	3 360	3 505	3 650				
40 Dual	1 835	2 030	2 220	2 590	2 955	3 140	3 325	3 490	3 650	3 815	3 980				
10	2 900	3 125	3 350	3 775	4 200	4 410	4 625	4 815	5 005	5 195	5 390	5 580	5 770	5 960	6 150
30	2 190	2 420	2 650	3 090	3 530	3 750	3 970	4 160	4 355	4 550	4 740				
40			2 520	2 940	3 360	3 570	3 780	3 965	4 150	4 335	4 520				
50			2 420	2 820	3 220	3 420	3 620	3 800	3 975	4 150	4 330				
65			2 300	2 685	3 065	3 260	3 450	3 620	3 790	3 955	4 125				
40 Dual	1 930	2 135	2 340	2 735	3 125	3 325	3 520	3 660	3 805	3 950	4 090				
10	3 000	3 225	3 450	3 885	4 315	4 535	4 750	4 955	5 155	5 360	5 560	5 765	5 970	6 170	6 375
30	2 300	2 545	2 790	3 260	3 730	3 965	4 200	4 370	4 545	4 720	4 890				
40			2 660	3 105	3 555	3 775	4 000	4 160	4 325	4 490	4 650				
50			2 550	2 975	3 405	3 615	3 830	3 990	4 145	4 300	4 460				
65			2 430	2 835	3 245	3 445	3 650	3 800	3 950	4 100	4 250				

40 Dual: Twin fitment use.
10: max speed (low torque) e.g. soil treatment machines in the field.
30: use in the field at higher torque and travel on the road up to a maximum speed of 30 km/h.
40: use on the road up to a maximum speed of 40 km/h.
50: use on the road up to a maximum speed of 50 km/h.
65: use on the road up to a maximum speed of 65 km/h.

IMPORTANT: The inflation pressure is always determined according to the load per tyre, the speed of travel and the work to be done.

TRACTORS

In the field or on the road at less than 1 bar* (15 psi)

MICHELIN XEOBIB

MICHELIN ULTRAFLEX TECHNOLOGIES Patented

PROTECTS THE SOIL

TRACTION

Return on investment: up to
€ 2,800 a year**
in reduced fuel consumption, time savings and increased yield.
Operating account

Sizes

VF 480/60 R28 TL 134D
VF 520/60 R28 TL 138D
VF 600/60 R28 TL 146D
VF 600/60 R30 TL 147D
VF 600/60 R34 TL 149D NEW
VF 600/60 R38 TL 151D
VF 650/60 R38 TL 155D
VF 710/60 R38 TL 160D
VF 710/60 R42 TL 161D

*For greater productivity, adapt the pressure to suit the load by consulting the load/pressure tables.

** Savings on 4 tyres. Reference: 180-hectare farm. 355 hours a year – MICHELIN evaluation tool, based on internal tests, Ladoux Research Centre.

Please contact your dealer if you have any questions concerning your rims.

MICHELIN
A better way forward

80 to 220 HP

Limits soil compaction and optimises the crop yield

MICHELIN XM 108 600/65 R38

MICHELIN XEOBIB VF 650/60 R38

- Pressures of 1 bar maximum
- Reduces rutting

65 series on the market

MICHELIN XEOBIB

Pressure for a load of 3,650 kg:
1.4 bar for the 65 series
0.9 bar for MICHELIN XEOBIB

Constant low pressure regardless of speed

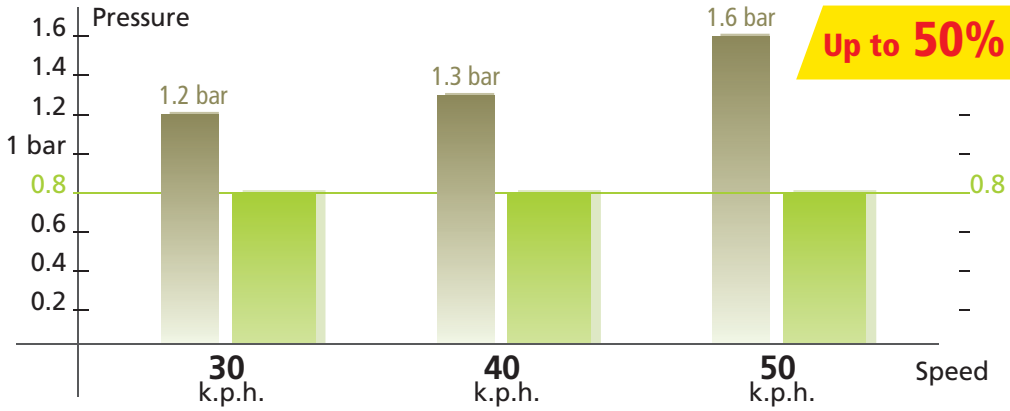

Up to 50% reduction Pressure

For a load of 3,330 kg

MICHELIN XEOBIB VF 650/60 R38

65 series Conventional technology 600/65 R38

Savings in time and fuel

- Field motion resistance reduced by up to 20%*
- Reduced wheel slip

* Source: France Agricole, 7/03/2003

Handling on the road

- Safe braking
- Precise steering
- Ride comfort

MICHELIN
A better way forward

Characteristics of MICHELIN 60 series wide tyres MICHELIN XEOBIB

Ø inches	Tyre sizes	CAI	Tyre characteristics S mm	D mm	R' mm	R.C. mm	Rim widths[1] inches	Tube	75% internal volume litres
28	VF480/60 R28 134D TL XEOBIB	312875	488	1298	567	3831	**DW16L** W16L	Tubeless	218
	VF520/60 R28 138D TL XEOBIB	510495	534	1338	579	3942	**DW18L** W18L	Tubeless	260
	VF600/60 R28 146D TL XEOBIB	665184	597	1429	610	4198	**DW20B (A)**	Tubeless	365
30	VF600/60 R30 147D TL XEOBIB	065253	603	1493	633	4379	**DW20B (A)**	Tubeless	382
34 NEW	VF600/60 R34 149D TL XEOBIB [4]	664777	595	1595	690	4699	**DW20B (A)**	Tubeless	415
38	VF600/60 R38 151D TL XEOBIB	349257	586	1698	749	5023	**DW20B (A)** MW20B (A)	Tubeless	451
	VF650/60 R38 155D TL XEOBIB	454365	677	1735	749	5108	**DW23B (A)** MW23B (A)	Tubeless	539
	VF710/60 R38 160D TL XEOBIB	324138	712	1814	794	5356	**DW25B (A)** MW25B (A)	Tubeless	664
42	VF710/60 R42 161D TL XEOBIB	144294	716	1920	843	5675	**DW25B (A)** MW25B (A)	Tubeless	713

[1] The reference rim is shown in bold type.
[2] 0.4 and 0.5 bar (6 and 7 psi) for work at low torque.
[3] For occasional jobs involving a heavy load without constant torque (for example front-end loader), we recommend increasing the pressure to 26 psi (1.8 bar).
[4] Under development. Please contact us for availability.

MICHELIN
A better way forward

80 to 220 HP

Pressure (bar) and (psi) – Load per tyre in kg [2] - [3]

Bar *Psi*	0.40 *6*	0.50 *7*	0.60 *9*	0.70 *10*	0.80 *12*	0.90 *13*	1.00 *15*	1.80 [3] *26*
10 Charg FR 65 Dual 65	1 160 1 320	1 285 1 460	1 410 1 600	1 520 1 725	1 630 1 850	1 750 1 985	1 865 2 120	3 000
10 Charg FR 65 Dual 65	1 320 1 500	1 450 1 650	1 585 1 800	1 700 1 930	1 815 2 060	1 945 2 210	2 075 2 360	3 350
10 Charg FR 65 Dual 65	1 630 1 850	1 800 2 045	1 970 2 240	2 150 2 445	2 330 2 650	2 485 2 825	2 640 3 000	4 250
10 Charg FR 65 Dual 65	1 715 1 950	1 870 2 125	2 025 2 300	2 210 2 510	2 400 2 725	2 550 2 900	2 705 3 075	4 375
65 Dual 65	1 815 2 060	1 980 2 245	2 140 2 430	2 345 2 665	2 550 2 900	2 705 3 075	2 860 3 250	
65 Dual 65	1 920 2 180	2 090 2 380	2 265 2 575	2 450 2 790	2 640 3 000	2 840 3 225	3 035 3 450	
65 Dual 65	2 140 2 430	2 345 2 665	2 550 2 900	2 790 3 175	3 035 3 450	3 220 3 660	3 410 3 875	
65 Dual 65	2 465 2 800	2 710 3 075	2 950 3 350	3 180 3 610	3 410 3 875	3 685 4 190	3 960 4 500	
65 Dual 65	2 550 2 900	2 790 3 175	3 035 3 450	3 330 3 790	3 630 4 125	3 850 4 375	4 070 4 625	

10 Charg FR: Application with front-end loader at max. speed of 10 km/h (6.2 mph).
65 Dual: Use in twin fitment up to 65 km/h.
65 km/h: Up to a maximum speed of 65 km/h (40 mph).

IMPORTANT: The inflation pressure is determined according to the load per tyre and the work to be done.

Guaranteed value for high-powered tractors

MICHELIN MACHXBIB

TRACTION

ROAD

Service life : up to
1.5 years longer *

Operating account

Sizes

580/70 R26 TL 149A8/146B
620/70 R26 TL 153A8/150B
600/65 R28 TL 154A8/154B
600/70 R28 TL 157A8/157B
600/70 R30 TL 152A8/152B
710/55 R30 TL 153A8/153B
650/75 R32 TL 159A8/156B
680/75 R32 TL 164A8/161B
710/75 R34 TL 168A8/165B
650/75 R38 TL 169A8/169B

650/85 R38 TL 173A8/173B
710/70 R38 TL 171A8/171B
800/70 R38 TL 173A8/173B
710/70 R42 TL 173A8/173B
900/50 R42 TL 168A8/168B
620/70 R46 TL 162A8/162B

* 710/70 R38 MACHXBIB compared with the XM 28

MICHELIN
A better way forward

Maximum productivity when ploughing

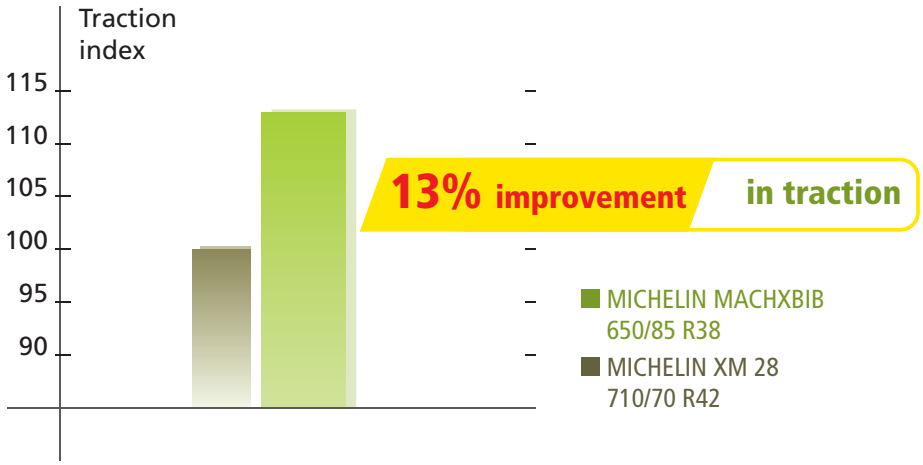

Source: MICHELIN test and research centre (Ladoux)

Soil protection even under heavy loads

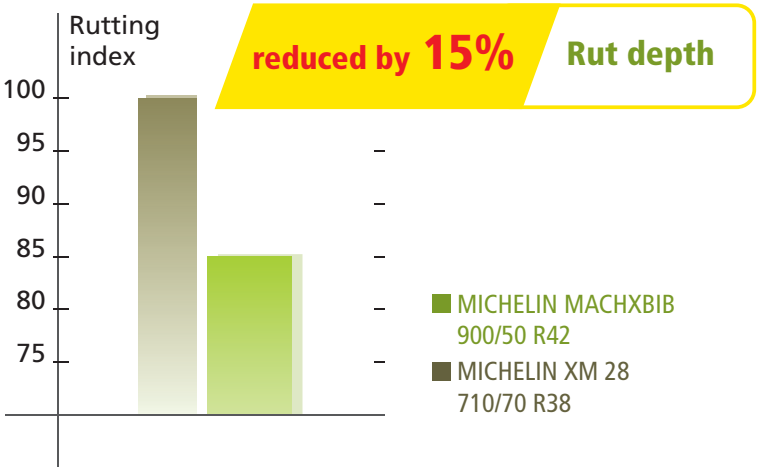

Under a load of 5,990 kg
Source: MICHELIN test and research centre (Ladoux)

MICHELIN XM 28 710/70 R38 — MICHELIN MACHXBIB 900/50 R42

Same loads with adapted pressures
Source: MICHELIN test and research centre (Ladoux)

Characteristics of MICHELIN tyres for high-powered tractors MICHELIN MACHXBIB (+XM27 & XM28)

Ø inches	Tyre sizes	CAI	Tyre characteristics				Rim widths [1] inches	Tube [2]	75% internal volume litres
			S mm	D mm	R' mm	R.C. mm			
26	580/70 R26 149A8/146B TL XM27	123878	590	1435	630	4300	**DW18L** DW16L	716	390
	620/70 R26 153A8/150B TL XM27	123880	629	1500	643	4469	**DW20B (A)** DW18L	717	467
28	600/65 R28 154A8/154B TL MACHXBIB	135288	615	1495	668	4435	**DW20B (A)** DW18L	717	424
	600/70 R28 157A8/157B TL MACHXBIB	395016	615	1578	703	4703	**DW20B (A)** DW18L	717	495
30	600/70 R30 152A8/152B TL MACHXBIB	981467	599	1600	709	4738	**DW20B (A)** DW18L	737	456
	710/55 R30 153A8/153B TL MACHXBIB	122713	684	1516	673	4491	**DW23B (A)**		506
32	650/75 R32 159A8/156B TL XM28 (24.5 R32)	123512	638	1821	790	5367	**DW21B (A)** DW20B (A)	831	660
	680/75 R32 164A8/161B TL XM28	123582	675	1865	819	5512	**DW21B (A)** DW20B (A)	831	742

[1] The reference rim is shown in bold type.
[2] KLEBER tube code.
[3] For ploughing and other applications subject to high torque use the 30 km/h row.
[4] 0.4 and 0.5 bar (6 and 7 psi) for work at low torque.

MICHELIN
A better way forward

Pressure (bar) and (psi) – Load per tyre in kg [3] - [4]

Bar *Psi*	0.40 *6*	0.50 *7*	0.60 *9*	0.80 *12*	1.00 *15*	1.20 *17*	1.40 *20*	1.60 *23*	1.80 *26*	1.90 *28*	2.00 *29*	2.20 *32*	2.40 *35*	2.60 *38*	2.80 *41*
10		2 490	2 660	3 000	3 345	3 685	4 025	4 370	4 710	4 880					
20			2 600	2 880	3 160	3 440	3 720	4 000							
25			2 340	2 595	2 850	3 100	3 355	3 610							
30		1 950	2 090	2 365	2 645	2 925	3 200	3 480							
40			2 110	2 340	2 565	2 795	3 020	3 250							
50			1 980	2 185	2 390	2 590	2 795	3 000							
10		2 790	2 980	3 365	3 750	4 135	4 520	4 905	5 290	5 480					
30		2 190	2 345	2 660	2 970	3 285	3 595	3 910							
40			2 370	2 625	2 880	3 140	3 395	3 650							
50			2 210	2 440	2 665	2 895	3 120	3 350							
40 Dual	1 320	1 465	1 610	1 900	2 190	2 385	2 575	2 770	2 900	2 970	3 035	3 170	3 300		
10					3 150	3 505	3 855	4 210	4 565	4 740	4 920	5 275	5 630		
25					2 610	2 925	3 245	3 560	3 710	3 785	3 860	4 010	4 160		
30	1 610	1 760	1 915	2 215	2 520	2 825	3 125	3 430	3 575	3 650	3 720	3 865	4 010		
40					2 490	2 710	2 930	3 150	3 300	3 375	3 450	3 600	3 750		
50						2 710	2 930	3 150	3 300	3 375	3 450	3 600	3 750		
40 Dual	1 435	1 615	1 795	2 150	2 510	2 815	3 125	3 430	3 480	3 505	3 530	3 585	3 635		
10					3 470	3 855	4 245	4 630	5 020	5 215	5 410	5 800	6 190		
30	1 770	1 965	2 160	2 560	2 955	3 355	3 750	4 150	4 215	4 250	4 280	4 345	4 410		
40					2 850	3 200	3 550	3 900	3 960	3 985	4 015	4 070	4 130		
50						3 200	3 550	3 900	3 960	3 985	4 015	4 070	4 130		
40 Dual	1 450	1 740	2 035	2 255	2 470	2 690	2 905	3 125							
10	2 290	2 715	3 140	3 480	3 810	4 145	4 485	4 820	5 160	5 330					
30	1 790	2 130	2 470	2 735	3 000	3 270	3 535	3 800							
40			2 310	2 560	2 805	3 055	3 300	3 550							
50			2 310	2 560	2 805	3 055	3 300	3 550							
40 Dual	1 490	1 790	2 085	2 310	2 535	2 760	2 985	3 210							
10	2 350	2 790	3 230	3 575	3 920	4 270	4 615	4 960	5 305	5 480					
30	1 870	2 205	2 540	2 815	3 090	3 360	3 635	3 910							
40			2 370	2 625	2 880	3 140	3 395	3 650							
50			2 370	2 625	2 880	3 140	3 395	3 650							
40 Dual	1 815	2 160	2 500	2 770	3 040	3 310	3 580	3 850							
10	2 820	3 345	3 870	4 285	4 700	5 110	5 525	5 940	6 355	6 560					
30	2 200	2 620	3 040	3 370	3 695	4 025	4 350	4 680							
40			2 840	3 150	3 455	3 765	4 070	4 380							
50			2 640	2 910	3 185	3 455	3 730	4 000							
40 Dual	1 970	2 415	2 860	3 170	3 475	3 785	4 090	4 400							
10	3 230	3 830	4 430	4 900	5 375	5 845	6 320	6 790	7 265	7 500					
30	2 510	2 995	3 480	3 855	4 230	4 600	4 975	5 350							
40			3 250	3 600	3 950	4 300	4 650	5 000							
50			3 050	3 365	3 680	4 000	4 315	4 630							

40 Dual: Twin fitment use.
10: max speed 10 km/h (low torque) e.g. soil treatment machines in the field.
30: use in the field at higher torque and travel on the road up to a maximum speed of 30 km/h.
40: use on the road up to a maximum speed of 40 km/h.
50: use on the road up to a maximum speed of 50 km/h.

IMPORTANT: The inflation pressure is always determined according to the load per tyre, the speed of travel and the work to be done.

Characteristics of MICHELIN tyres for high-powered tractors MICHELIN MACHXBIB (+XM27 & XM28)

Ø inches	Tyre sizes	CAI	Tyre characteristics				Rim widths (1) inches	Tube (2)	75% internal volume litres
			S mm	D mm	R' mm	R.C. mm			
34	710/75 R34 168A8/165B TL XM28	123216	687	1929	842	5745	**DW23B (A)** MW23B (A)	765	862
38	650/75 R38 169A8/169B TL MACHXBIB	219467	664	1948	880	5761	**DW23B (A)** MW23B (A)	804	730
	650/85 R38 173A8/173B TL MACHXBIB	118628	686	2063	924	6092	**DW23B (A)** MW23B (A)	804	859
	710/70 R38 171A8/171B TL MACHXBIB	089862	738	1963	874	5820	**DW23B (A)** DW25B (A), MW23B (A), MW25B (A)	804	815
	800/70 R38 173A8/173B TL MACHXBIB	296457	796	2073	902	6114	**DW25B (A)** MW25B (A), DW27B (A)		1071
42	710/70 R42 173A8/173B TL MACHXBIB	849847	732	2050	920	6089	**DW23B (A)** DW25B (A), MW23B (A), MW25B (A)	836	872
	900/50 R42 168A8/168B TL MACHXBIB	122703	853	1947	862	5815	**DW27B (A)** DW28B (A)	836	922
46	620/70 R46 162A8/162B TL XM28	122723	621	2061	926	6122	**DW20B (A)**		697

(1) The reference rim is shown in bold type.
(2) KLEBER tube code.
(3) For ploughing and other applications subject to high torque use the 30 km/h row.
(4) 0.4 and 0.5 bar (6 and 7 psi) for work at low torque.

Pressure (bar) and (psi) – Load per tyre in kg [3] - [4]

Bar *Psi*	0.40 *6*	0.50 *7*	0.60 *9*	0.80 *12*	1.00 *15*	1.20 *17*	1.40 *20*	1.60 *23*	1.80 *26*	1.90 *28*	2.00 *29*	2.20 *32*	2.40 *35*	2.60 *38*	2.80 *41*
40 Dual	2 140	2 670	3 205	3 550	3 895	4 240	4 585	4 930							
10	3 610	4 285	4 960	5 490	6 020	6 550	7 075	7 605	8 135	8 400					
30	2 820	3 355	3 890	4 310	4 730	5 150	5 570	5 990							
40			3 640	4 030	4 425	4 815	5 210	5 600							
50			3 400	3 750	4 100	4 450	4 800	5 150							
40 Dual	1 965	2 245	2 525	3 085	3 645	3 860	4 075	4 290	4 495	4 595	4 700	4 900	5 105		
10					5 730	6 050	6 370	6 690	7 025	7 190	7 360	7 695	8 030	8 365	8 700
30	2 410	2 745	3 075	3 745	4 410	4 680	4 950	5 220	5 470	5 590	5 715	5 960	6 210		
40					4 140	4 385	4 630	4 875	5 105	5 220	5 340	5 570	5 800		
50					4 140	4 385	4 630	4 875	5 105	5 220	5 340	5 570	5 800		
40 Dual	2 200	2 515	2 830	3 455	4 085	4 320	4 560	4 795	5 025	5 140	5 260	5 490	5 720		
10					6 420	6 780	7 140	7 500	7 875	8 060	8 250	8 625	9 000	9 375	9 750
30	2 700	3 075	3 445	4 195	4 940	5 245	5 545	5 850	6 125	6 265	6 400	6 680	6 955		
40					4 640	4 910	5 180	5 450	5 710	5 845	5 975	6 240	6 500		
50					4 640	4 910	5 180	5 450	5 710	5 845	5 975	6 240	6 500		
40 Dual	2 140	2 350	2 560	2 980	3 400	3 820	4 240	4 660	4 850	4 940	5 035	5 220	5 410		
10	2 610	2 890	3 185	3 765	4 350	5 070	5 790	6 510	7 230	7 590	7 950	8 270	8 590	8 910	9 230
30	2 600	2 855	3 110	3 625	4 135	4 645	5 160	5 670	5 900	6 010	6 125	6 350	6 580		
40			2 900	3 380	3 865	4 345	4 820	5 300	5 510	5 620	5 725	5 940	6 150		
50			2 900	3 380	3 865	4 345	4 820	5 300	5 510	5 620	5 725	5 940	6 150		
40 Dual	2 550	2 815	3 080	3 605	4 135	4 665	5 190	5 720							
10	3 660	4 040	4 420	5 180	5 945	6 705	7 465	8 230	8 990	9 370	9 750				
30	3 100	3 420	3 745	4 385	5 030	5 675	6 315	6 960							
40			3 450	4 060	4 670	5 280	5 890	6 500							
50			3 450	4 060	4 670	5 280	5 890	6 500							
40 Dual	2 200	2 430	2 655	3 110	3 565	4 020	4 475	4 930	5 130	5 225	5 325	5 520	5 720		
10	2 690	2 985	3 285	3 895	4 500	5 280	6 060	6 840	7 620	8 010	8 400	8 740	9 075	9 410	9 750
30	2 680	2 955	3 230	3 785	4 335	4 885	5 440	5 990	6 230	6 355	6 475	6 720	6 960		
40			3 000	3 510	4 025	4 550	5 075	5 600	5 825	5 940	6 050	6 275	6 500		
50			3 000	3 510	4 025	4 550	5 075	5 600	5 825	5 940	6 050	6 275	6 500		
40 Dual	2 265	2 485	2 705	3 150	3 595	4 040	4 485	4 930							
10	3 875	4 125	4 375	5 020	5 670	6 315	6 965	7 610	8 205	8 500					
30	2 725	2 990	3 250	3 800	4 350	4 900	5 450	6 000							
40			3 075	3 580	4 085	4 590	5 095	5 600							
50			3 075	3 580	4 085	4 590	5 095	5 600							
40 Dual	1 865	2 290	2 720	3 010	3 305	3 595	3 890	4 180							
10	3 060	3 630	4 200	4 650	5 100	5 550	6 005	6 455	6 905	7 130					
30	2 390	2 845	3 300	3 655	4 010	4 370	4 725	5 080							
40			3 090	3 420	3 755	4 085	4 420	4 750							
50			3 090	3 420	3 755	4 085	4 420	4 750							

40 Dual: Twin fitment use.
10: max speed 10 km/h (low torque) e.g. soil treatment machines in the field.
30: use in the field at higher torque and travel on the road up to a maximum speed of 30 km/h.
40: use on the road up to a maximum speed of 40 km/h.
50: use on the road up to a maximum speed of 50 km/h.

IMPORTANT: The inflation pressure is always determined according to the load per tyre, the speed of travel and the work to be done.

TRACTORS

The benchmark in traction and soil protection for very high-powered tractors

MICHELIN AXIOBIB

MICHELIN ULTRAFLEX TECHNOLOGIES Patented

TRACTION

SOIL PROTECTION

Return on investment of up to **€ 2,000*** a year: fuel saving, productivity in the field and long life

Operating account

Sizes

IF600/70 R30 TL 159D
IF620/75 R30 TL 164D
IF650/75 R30 TL 166D
IF650/65 R34 TL 161D NEW
IF710/60 R34 TL 164D NEW
IF650/85 R38 TL 179D
IF710/85 R38 TL 178D
IF800/70 R38 TL 179D

IF710/70 R42 TL 179D
IF710/75 R42 176D NEW
IF900/60 R42 180D NEW

* Reference: agricultural contractor, 1,000 hectares and 1,300 hours a year.
Source: MICHELIN Ultraflex evaluation tool and based on internal tests at the Ladoux Research Centre.

MICHELIN
A better way forward

The benchmark in traction = optimum use of tractor power

- Reduced wheel slip
- Time and fuel savings

650/85 R38
Conventional technology
(2.4 bar)

MICHELIN AXIOBIB
IF 650/85 R38 (1.6 bar)

Soil protection = less compaction and rutting

- Very low pressure: 20% lower than conventional technology
- Perfect load distribution thanks to a wider footprint

Conventional market offer

MICHELIN

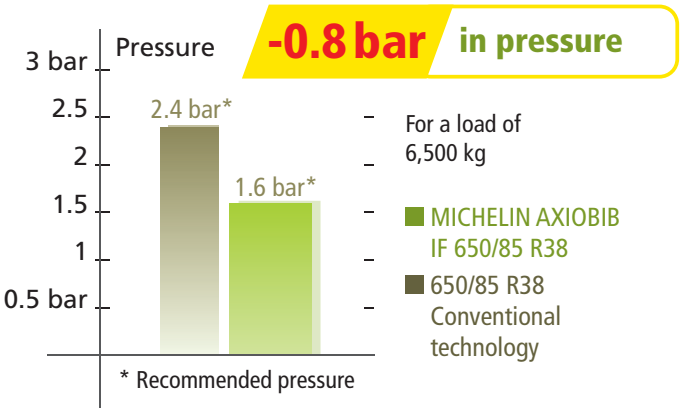

Very high level of comfort

- Comfort for the driver
- Protection for the tractor with improved suspension

Characteristics of MICHELIN Ultraflex high power tyres MICHELIN AXIOBIB

Ø inches	Tyre sizes	CAI	Tyre characteristics S mm	D mm	R' mm	R.C. mm	Rim widths (1) inches	Tube	75% internal volume litres
30	IF600/70 R30 159D TL AXIOBIB	280086	600	1585	695	4683	**DW21B (A)** DW20B (A)	Tubeless	450
	IF620/75 R30 164D TL AXIOBIB	668406	659	1670	728	4927	**DW23B (A)** MW23B (A), DW21B (A)	Tubeless	570
	IF650/75 R30 166D TL AXIOBIB	828322	679	1721	745	5071	**DW23B (A)** MW23B (A)	Tubeless	637
34	NEW IF650/65 R34 161D TL AXIOBIB	711975	653	1721	764	5099	**DW23B (A)**	Tubeless	555
	NEW IF710/60 R34 164D TL AXIOBIB (3)	712503	708	1716	751	5075	**DW25B (A)** MW25B (A)	Tubeless	615
38	IF650/85 R38 179D TL AXIOBIB	084900	692	2050	913	6078	**DW23B (A)** MW23B (A)	Tubeless	900
	IF710/85 R38 178D TL AXIOBIB	992951	734	2159	937	6365	**DW25B (A)** MW25B (A)	Tubeless	1087
	IF800/70 R38 179D TL AXIOBIB	528166	810	2067	894	6089	**DW27B (A)**	Tubeless	1087
42	IF710/70 R42 179D TL AXIOBIB	771752	742	2062	919	6115	**DW25B (A)** MW25B (A)	Tubeless	870
	NEW IF710/75 R42 176D T AXIOBIB	037489	715	2161	954	6395	**DW25B (A)** DW23B (A) (4)	Tubeless	952
	NEW IF900/60 R42 180D TL AXIOBIB (3)	419991	881	2147	944	6347	**DW30B (A)** DW31B (A)	Tubeless	1230

(1) The reference rim is shown in bold type.
(2) 0.4 and 0.5 bar (6 and 7 psi) for work at low torque.
(3) Under development. Please contact us for availability.
(4) For further information on rims, refer to the "Rims and valves" section on pages 126-127.

	Pressure (bar) and (psi) – Load per tyre in kg [2]														
Bar *Psi*	0.40 *6*	0.60 *9*	0.80 *12*	1.00 *15*	1.20 *17*	1.40 *20*	1.60 *23*	1.70 *25*	1.80 *26*	1.90 *28*	2.00 *29*	2.10 *30*	2.20 *32*	2.30 *33*	2.40 *35*
65 Dual 65	1 760	2 110	2 460 2 800	2 835 3 225	3 210 3 650	3 530 4 010	3 850 4 375								
65 Dual 65	1 970	2 370	2 770 3 150	3 145 3 575	3 520 4 000	3 960 4 500	4 400 5 000								
65 Dual 65	2 140	2 590	3 040 3 450	3 445 3 910	3 850 4 375	4 255 4 840	4 660 5 300								
65 Dual 65	1 920	2 315	2 710 3 075	3 115 3 540	3 520 4 000	3 795 4 310	4 070 4 625								
65 Dual 65	1 970	2 370	2 770 3 150	3 200 3 640	3 630 4 125	4 015 4 560	4 400 5 000	4 530 5 150	4 665 5 300	4 800 5 450	4 930 5 600	5 020 5 700	5 105 5 800	5 190 5 900	5 280 6 000
65 Dual 65	2 640	3 190	3 740 4 250	4 270 4 850	4 800 5 450	5 350 6 075	5 900 6 700	6 030 6 850	6 160 7 000	6 290 7 150	6 420 7 300	6 520 7 410	6 620 7 525	6 720 7 640	6 820 7 750
65 Dual 65	3 040	3 665	4 290 4 875	4 850 5 510	5 410 6 150	6 005 6 825	6 600 7 500								
65 Dual 65	3 040	3 665	4 290 4 875	4 915 5 590	5 540 6 300	6 180 7 025	6 820 7 750								
65 Dual 65	2 640	3 190	3 740 4 250	4 270 4 850	4 800 5 450	5 350 6 075	5 900 6 700	6 030 6 850	6 160 7 000	6 290 7 150	6 420 7 300	6 520 7 410	6 620 7 525	6 720 7 640	6 820 7 750
65 Dual 65	2 845	3 410	3 980 4 515	4 550 5 160	5 115 5 810	5 680 6 455	6 250 7 100								
65 Dual 65	3 210	3 805	4 400 5 000	5 060 5 750	5 720 6 500	6 380 7 250	7 040 8 000	7 205 8 190	7 370 8 375	7 535 8 560	7 700 8 750	7 865 8 940	8 030 9 125	8 195 9 310	8 360 9 500

65 Dual: use in twin fitment up to 65 km/h.
65 km/h: Up to a maximum speed of 40 mph (65 km/h).

IMPORTANT: The inflation pressure is determined according to the load per tyre and the work to be done.

Harvesters



MICHELIN
A better way forward

Up to 280 hp

	MICHELIN CereXBib NEW	MICHELIN MegaXBib
Soil protection	★★★★★	★★★★☆
Mobility	★★★★★	★★★★☆
Load Capacity	★★★★★	★★★★☆
Frond-end traction	★★★★★	★★★★☆
Comfort	★★★★★	★★★★☆
Rear sizes possible	VF520/80 R 26 VF620/70 R 26	-
	→ Pages 56-59	→ Pages 60-65

280 hp and over

	MICHELIN CereXBib NEW	MICHELIN MegaXBib
Soil protection	★★★★★	★★☆☆☆
Mobility	★★★★★	★★★☆☆
Load Capacity	★★★★★	★★★★☆
Frond-end traction	★★★★★	★★★☆☆
Comfort	★★★★★	★★☆☆☆
Rear sizes possible	VF520/80 R 26 VF620/70 R 26	-
	→ Pages 56-59	→ Pages 60-65

The greatest mobility at low pressure for large harvesters

MICHELIN CEREXBIB

NEW

MICHELIN ULTRAFLEX TECHNOLOGIES Patented

SOIL PROTECTION

MOBILITY

LOAD CAPACITY

Sizes

Front fitment

IF680/85 R32 CFO 179A8 TL
IF800/65 R32 CFO 178A8 TL
IF800/70 R32 CFO 182A8 TL
IF800/70 R38 CFO 184A8 TL

Rear fitment

VF520/80 R26 165A8 TL
VF620/70 R26 170A8 TL

MICHELIN
A better way forward

Larger footprint

- Soil protection and optimisation of future harvests
- Very high load capacity at low pressure



Conventional technology 800/70 R32

MICHELIN CEREXBIB IF800/70 R32 CFO

Improved on-road mobility without compromising soil protection

Harvesters often exceed 3.50 m and must be escorted when on the highway. MICHELIN CEREXBIB – tyre solutions that reduce machine width and simplify movements.

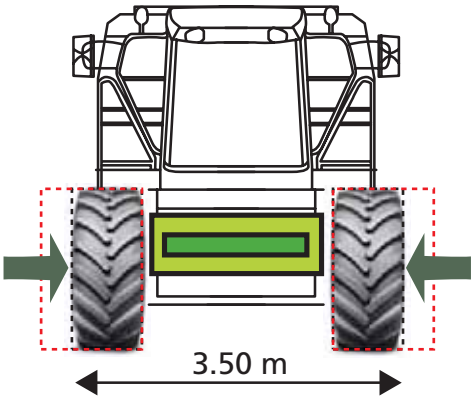



Conventional technology 900/60 R32

MICHELIN CEREXBIB IF800/70 R32 CFO

Increased load capacity

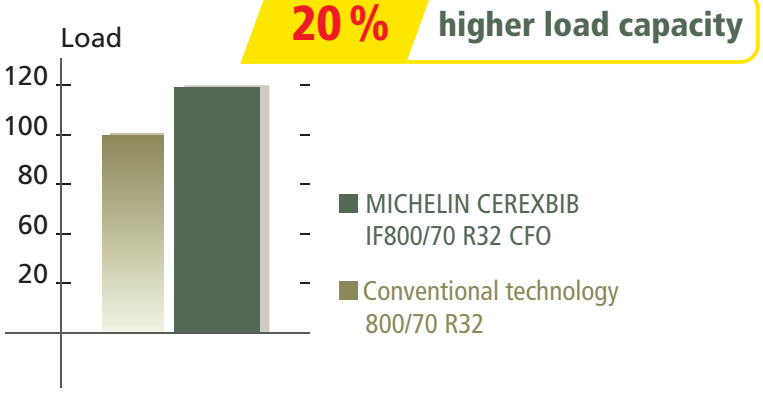

Greater traction for greater mobility

Characteristics of MICHELIN Ultraflex tyres for harvesting machinery MICHELIN CEREXBIB

Ø inches	Tyre sizes	CAI	Tyre characteristics				Rim widths (1) inches	Tube (2)	75% internal volume litres
			S mm	D mm	R' mm	R.C. mm			
26	VF520/80 R26 165A8 TL CEREXBIB	052351	506	1467	629	4312	**DW16L** W16L		366
	VF620/70 R26 170A8 TL CEREXBIB	921769	608	1503	643	4416	**DW20B (A)**		462
32	IF680/85 R32 CFO 179A8 TL CEREXBIB (3) (4)	932041	682	1969	864	5819	**DW23B (A)** DW21B (A)		858
	IF800/65 R32 CFO 178A8/178B TL CEREXBIB (4)	651074	767	1856	820	5493	**DW27B (A)**	831	903
	IF800/70 R32 CFO 182A8 TL CEREXBIB (4)	525718	784	1958	860	5788	**DW27B (A)**		966
38	IF800/70 R38 CFO 184A8 TL CEREXBIB (4)	646846	781	2050	906	6117	**DW27B (A)**		1087

(1) The reference rim shown in bold type.
(2) KLEBER tube code.
(3) +0.4 bar for work on hillsides ≥ 15%.
(4) CFO: Cyclic Field Operation generating a bonus for cyclic loads in the field.

Pressure (bar) and (psi) – Load per tyre in kg [3] - [4]															
Bar *Psi*	**1.20** *17*	**1.30** *19*	**1.40** *20*	**1.50** *22*	**1.60** *23*	**1.70** *25*	**1.80** *26*	**1.90** *28*	**2.00** *29*	**2.10** *30*	**2.20** *32*	**2.30** *33*	**2.40** *35*		
40	3 550	3 755	3 960	4 170	4 375	4 470	4 570	4 665	4 760	4 860	4955	5 055	5 150		
40	4 125	4 380	4 640	4 895	5 150	5 255	5 360	5 470	5 575	5 680	5 790	5 895	6 000		
15 Cyc 40	8 450 5 450	8 935 5 760	9 420 6 075	9 900 6 390	10 385 6 700	10 590 6 830	10 790 6 960	10 995 7 095	11 200 7 225	11 405 7 355	11 610 7 490	11 810 7 620	12 015 7 750		
15 Cyc 40	8 215 5 300	8 600 5 550	8 990 5 800	9 380 6 050	9 765 6 300	10 000 6 450	10 230 6 600	10 460 6 750	10 695 6 900	10 930 7 050	11 160 7 200	11 390 7 350	11 625 7 500		
15 Cyc 40	8 990 5 800	9 495 6 125	10 000 6 450	10 500 6 775	11 005 7 100	11 275 7 275	11 550 7 450	11 820 7 625	12 090 7 800	12 360 7 975	12 630 8 150	12 905 8 325	13 175 8 500		
15 Cyc 40	9 765 6 300	10 325 6 660	10 880 7 025	11 440 7 390	12 000 7 750	12 245 7 905	12 490 8 060	12 730 8 220	12 975 8 375	13 220 8 530	13 460 8 690	13 705 8 845	13 950 9 000		

15 Cyc: Harvesting work with cyclic loads at 15 km/h.
40: Use on the road up to a maximum speed of 40 km/h.

IMPORTANT: The inflation pressure is always determined according to the load per tyre, the speed of travel and the work to be done.

Guaranteed value for all your harvesting tasks

MICHELIN MEGAXBIB

Sizes

1000/50 R25 TL 172A8/166D T1
1000/50 R25 TL 172A8/166D R1 NEW
620/75 R26 TL 166A8/166B
750/50 R26 TL 157A8/151D
750/65 R26 TL 166A8/166B
620/75 R30 TL 168A8/168B
650/75 R32 TL 172A8/172B
800/65 R32 TL 167A8/167B
800/65 R32 TL 172A8/172B
800/70 R32 TL 181A8/181B NEW
900/60 R32 TL 176A8/176B
1050/50 R32 TL 178A8/172D T2
1050/50 R32 TL 178A8 M28
620/75 R34 TL 170A8/170B
710/75 R34 TL 178A8/178B
620/70 R38 TL 170A8/170B
520/85 R42 TL 162A8/162B

MICHELIN
A better way forward

Ability to withstand heavy loads

• Excellent casing endurance

Months of work harvested in a few days…

• A construction which meets the demands of reliability, load and comfort

Standard construction

MICHELIN MEGAXBIB: an innovative construction

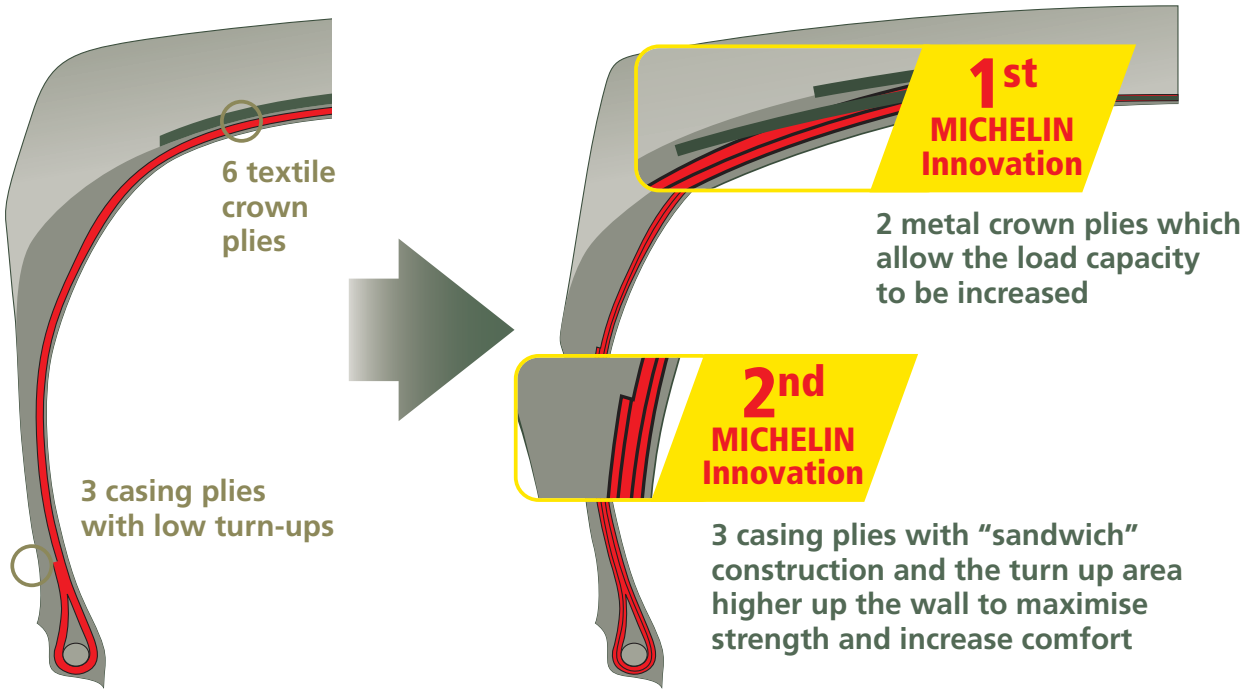

Product recognised by all the major harvester manufacturers

Reliability tried and tested by farmers

Characteristics of MICHELIN tyres for harvesting machinery MICHELIN MEGAXBIB

Ø inches	Tyre sizes	CAI	Tyre characteristics S mm	D mm	R' mm	R.C. mm	Rim widths (1) inches	Tube (2)	75% internal volume litres
25	1000/50 R25 172A8/166D TL MEGAXBIBT1	159964	1006	1646	722	4933	**36.0TH**	Joint OR1438	1044
	NEW 1000/50 R25 172A8/166D TL MEGAXBIB R1 (4)	585115	1026	1657	726	4965	**36.0TH**	36	1044
26	620/75 R26 166A8/166B TL MEGAXBIB (23.1 R26)	614320	588	1602	712	4748	**DW20B (A)** DW18L	830	516
	750/50 R26 157A8/151D TL MEGAXBIB (4)	711180	759	1404	625	4163	**DW25B (A)**		459
	750/65 R26 166A8/166B TL MEGAXBIB (28 LR26)	356328	727	1621	725	4811	**DW25B (A)**	833	677
30	620/75 R30 168A8/168B TL MEGAXBIB (23.1 R30)	753673	604	1710	770	5083	**DW20B (A)** DW18L	737	558
32	650/75 R32 172A8/172B TL MEGAXBIB (24.5 R32)	468227	657	1825	821	5423	**DW21B (A)** DW20B (A), DW23B (A)	831	697
	800/65 R32 167A8/167B TL MEGAXBIB Tyre for harvesting machinery	211711	799	1840	808	5438	**DW27B (A)** DW25B (A), DH27B	831	894

(1) The reference rim is shown in bold type.
(2) KLEBER tube code.
(3) For ploughing and other applications subject to high torque use the 30 km/h row.
(4) For further information, refer to the "Rims and valves" section on pages 126-127.

Pressure (bar) and (psi) – Load per tyre in kg [3]

Bar *Psi*	1.00 *15*	1.20 *17*	1.40 *20*	1.60 *23*	1.90 *28*	2.20 *32*	2.40 *35*	2.60 *38*	2.70 *39*	2.80 *41*	3.00 *44*	3.20 *46*	3.40 *49*	3.60 *52*	3.80 *55*
10 Cyc			6 590	7 440	8 620	9 605	10 200	10 455	10 580	10 710					
30 Cyc			5 815	6 560	7 600	8 475	9 000	9 225	9 340	9 450					
10	5 815	6 560	7 255	7 950	8 740	9 225	9 450								
30	4 145	4 680	5 175	5 670	6 230	6 580	6 740								
40	3 875	4 375	4 840	5 300	5 825	6 150	6 300								
65	3 230	3 650	4 075	4 500	4 875	5 150	5 300								
10 Cyc			6 590	7 440	8 620	9 605	10 200	10 455	10 580	10 710					
30 Cyc			5 815	6 560	7 600	8 475	9 000	9 225	9 340	9 450					
10	5 815	6 525	7 240	7 950	8 740	9 225	9 450								
30	4 145	4 655	5 160	5 670	6 230	6 580	6 740								
40	3 875	4 350	4 825	5 300	5 825	6 150	6 300								
65	3 230	3 655	4 075	4 500	4 875	5 150	5 300								
10 Cyc	4 410	4 685	4 955	5 230	5 745	6 260	6 605	6 950	7 120	7 290	7 635	7 980	8 325	8 665	9 010
10	3 910	4 240	4 570	4 900	5 315	5 730	6 010	6 285	6 425	6 565	6 840	7 120	7 395	7 675	7 950
25	3 170	3 465	3 755	4 050	4 395	4 735	4 965	5 195	5 310	5 420	5 650	5 880			
30	3 060	3 340	3 620	3 900	4 230	4 565	4 785	5 005	5 115	5 230	5 450	5 670			
40-50	2 860	3 120	3 380	3 640	3 950	4 260	4 470	4 680	4 780	4 885	5 090	5 300			
10 Cyc			4 250	4 760	5 590	6 125	6 380	6 695	6 855	7 010					
30 Cyc			3 750	4 200	4 935	5 405	5 630	5 910	6 050	6 190					
10	3 750	4 200	4 690	5 180	5 520	5 910	6 190								
30	2 675	3 000	3 345	3 690	3 930	4 210	4 410								
40	2 500	2 800	3 125	3 450	3 675	3 940	4 125								
65	2 085	2 360	2 630	2 900	3 090	3 300	3 450								
10 Cyc	5 010	5 480	5 950	6 420	7 125	7 835	8 305	8 775	9 010						
10	4 600	5 000	5 400	5 800	6 385	6 975	7 365	7 755	7 950						
25	3 860	4 145	4 435	4 720	5 155	5 590	5 880								
30	3 720	3 995	4 275	4 550	4 970	5 390	5 670								
40-50	3 480	3 735	3 995	4 250	4 645	5 040	5 300								
10 Cyc	4 660	4 945	5 235	5 520	6 065	6 610	6 975	7 340	7 520	7 700	8 065	8 430	8 795	9 155	9 520
10	4 130	4 475	4 825	5 170	5 610	6 050	6 345	6 640	6 785	6 930	7 225	7 520	7 815	8 105	8 400
25	3 360	3 665	3 965	4 270	4 635	5 000	5 240	5 480	5 605	5 725	5 970	6 210			
30	3 240	3 535	3 825	4 120	4 470	4 820	5 055	5 290	5 405	5 520	5 755	5 990			
40-50	3 030	3 305	3 575	3 850	4 180	4 505	4 725	4 945	5 055	5 160	5 380	5 600			
10 Cyc	4 900	5 440	5 980	6 520	7 090	7 665	8 045	8 425	8 615	8 805	9 185	9 565	9 950	10 330	10 710
10	4 500	4 980	5 460	5 940	6 420	6 895	7 215	7 535	7 695	7 855	8 175	8 495	8 810	9 130	9 450
25	3 630	4 035	4 435	4 840	5 245	5 645	5 915	6 185	6 320	6 450	6 720	6 990			
30	3 500	3 890	4 280	4 670	5 060	5 445	5 705	5 965	6 095	6 220	6 480	6 740			
40-50	3 280	3 640	4 000	4 360	4 725	5 090	5 330	5 570	5 695	5 815	6 060	6 300			
10 Cyc	5 750	6 530	7 315	8 095	9 270										
10	5 250	5 900	6 550	7 205	8 180										
25	4 340	4 910	5 480	6 050											
30	4 180	4 730	5 280	5 830											
40-50	3 910	4 425	4 935	5 450											

10 Cyc - 30 Cyc: harvesting work with cyclic loads at 10 km/h - 30 km/h.
10: Use at low torque up to 10 km/h.
25: use on the road up to a maximum speed of 25 km/h.
30: use in the field at higher torque and on the road up to maximum speed of 30 km/h.
40 : use on the road up to a maximum speed of 40 km/h.
65: Use on the road up to a maximum speed of 65 km/h.

IMPORTANT: The inflation pressure is always determined according to the load per tyre, the speed of travel and the work to be done.

Characteristics of MICHELIN tyres for harvesting & spreading machinery MICHELIN MEGAXBIB

Ø inches	Tyre sizes	CAI	Tyre characteristics S mm	D mm	R' mm	R.C. mm	Rim widths [1] inches	Tube [2]	75% internal volume litres
32	800/65 R32 172A8/172B TL MEGAXBIB Pneu pour engin de récolte	899063	801	1840	822	5459	**DW27B (A)** DW25B (A), DH27B	831	903
	NEW 800/70 R32 181A8/181B TL MEGAXBIB	695992	793	1936	852	5725	**DW27B (A)** DW25B (A)		966
	900/60 R32 176A8/176B TL MEGAXBIB	065407	863	1894	843	5614	**DW27B (A)** DW30B (A)	831	1031
	1050/50 R32 178A8 TL MEGAXBIB M28 Tyre for harvesting machinery	236234	1038	1902	854	5649	**36.00VA** DW36B (A) [4]	Joint OR2052	1250
	1050/50 R32 178A8/172D TL MEGAXBIB T2 Tyre for spreading machinery	050072	1055	1858	824	5504	**36.00VA** DW36B (A) [4]	Joint OR2052	1275
34	620/75 R34 170A8/170B TL MEGAXBIB (23.1 R34)	325025	590	1814	821	5398	**DW20B (A)** DW18L	776	612
	710/75 R34 178A8/178B TL MEGAXBIB	543107	690	1900	848	5637	**DW23B (A)** DW21B (A), MW23B (A)	765	862
38	620/70 R38 170A8/170B TL MEGAXBIB	476088	608	1864	850	5557	**DW20B (A)** DW18L	825	586
42	520/85 R42 162A8/162B TL MEGAXBIB	504526	538	1946	870	5774	**DW18L** W18L, DD18	802	544

[1] The reference rim is shown in bold type.
[2] KLEBER tube code.
[3] For ploughing and other applications subject to high torque use the 30 km/h row.
[4] For further information, refer to the "Rims and valves" section on pages 126-127.

Pressure (bar) and (psi) – Load per tyre in kg [3]

Bar *Psi*	1.00 *15*	1.20 *17*	1.40 *20*	1.60 *23*	1.90 *28*	2.20 *32*	2.40 *35*	2.60 *38*	2.70 *39*	2.80 *41*	3.00 *44*	3.20 *46*	3.40 *49*	3.60 *52*	3.80 *55*
10 Cyc	5 750	6 535	7 315	8 100	8 810	9 525	10 000	10 475	10 710						
10	5 250	6 015	6 775	7 540	8 060	8 580	8 930	9 275	9 450						
25	4 340	4 910	5 480	6 050	6 400	6 755	6 990								
30	4 180	4 730	5 280	5 830	6 170	6 510	6 740								
40-50	3 910	4 425	4 935	5 450	5 770	6 090	6 300								
10 Cyc	6 375	7 340	8 300	9 265	9 965	10 625	11 050	11 390	11 560	11 730	12 190	12 650	13 105	13 565	14 025
10	5 625	6 325	7 025	7 725	8 830	9 475	9 750	10 050	10 200	10 350	10 755	11 160	11 565	11 970	12 375
20	5 335	6 015	6 700	7 380	7 795	8 210	8 485	8 900	9 110	9 320	9 735	10 150			
25	4 815	5 430	6 045	6 660	7 035	7 410	7 660	8 035	8 220	8 410	8 785	9 160			
30	4 680	5 260	5 840	6 420	6 780	7 140	7 380	7 740	7 925	8 105	8 470	8 830			
40	4 375	4 915	5 460	6 000	6 340	6 675	6 900	7 240	7 405	7 575	7 910	8 250			
10 Cyc	6 860	7 475	8 085	8 700	9 620	10 540	11 150	11 765	12 070						
10	6 240	6 760	7 280	7 795	8 575	9 355	9 870	10 390	10 650						
20	5 305	5 795	6 285	6 775	7 510	8 245	8 735								
25	5 100	5 495	5 895	6 290	6 885	7 485	7 880								
30	4 920	5 305	5 685	6 070	6 645	7 215	7 600								
40	4 600	4 955	5 315	5 670	6 205	6 745	7 100								
10 Cyc	7 420	8 225	9 035	9 840	10 635	11 425	11 955	12 485	12 750						
10	6 860	7 570	8 280	8 990	9 605	10 225	10 635	11 045	11 250						
15 Cyc	5 350	6 235	7 120	8 000	9 330	10 390	11 010	11 320	11 475	11 630					
25	5 570	6 195	6 815	7 440	7 775	8 110	8 330								
30	5 370	5 970	6 570	7 170	7 490	7 815	8 030								
40	5 020	5 580	6 140	6 700	7 000	7 300	7 500								
10 Cyc			7 865	8 755	10 220	11 390	12 070	12 410	12 580	12 750					
30 Cyc			6 940	7 730	9 020	10 050	10 650	10 950	11 100	11 250					
10	6 940	7 730	8 590	9 450	10 350	10 950	11 250								
30	4 950	5 510	6 125	6 740	7 385	7 815	8 030								
40	4 625	5 150	5 725	6 300	6 900	7 300	7 500								
65	3 855	4 375	4 840	5 300	5 825	6 150	6 300								
10 Cyc	5 010	5 380	5 750	6 120	6 680	7 235	7 605	7 975	8 160	8 345	8 715	9 090	9 460	9 830	10 200
10	4 560	4 875	5 195	5 510	5 985	6 465	6 780	7 095	7 255	7 415	7 730	8 050	8 365	8 685	9 000
25	3 710	3 980	4 245	4 515	4 915	5 320	5 585	5 855	5 990	6 125	6 390	6 660			
30	3 580	3 840	4 095	4 355	4 740	5 130	5 385	5 645	5 775	5 905	6 160	6 420			
40-50	3 350	3 590	3 830	4 075	4 435	4 795	5 035	5 275	5 400	5 520	5 760	6 000			
10 Cyc	6 260	6 725	7 185	7 650	8 345	9 040	9 505	9 970	10 200	10 430	10 895	11 360	11 825	12 285	12 750
10	5 700	6 095	6 495	6 890	7 485	8 080	8 475	8 870	9 070	9 270	9 665	10 060	10 455	10 855	11 250
25	4 650	4 985	5 320	5 655	6 155	6 655	6 990	7 325	7 495	7 660	7 995	8 330			
30	4 480	4 805	5 125	5 450	5 930	6 415	6 740	7 060	7 225	7 385	7 705	8 030			
40-50	4 190	4 490	4 790	5 095	5 545	5 995	6 295	6 595	6 750	6 900	7 200	7 500			
10 Cyc	5 010	5 380	5 750	6 120	6 680	7 235	7 605	7 975	8 160	8 345	8 715	9 090	9 460	9 830	10 200
10	4 560	4 875	5 195	5 510	5 985	6 465	6 780	7 095	7 255	7 415	7 730	8 050	8 365	8 685	9 000
25	3 710	3 980	4 245	4 515	4 915	5 320	5 585	5 855	5 990	6 125	6 390	6 660			
30	3 580	3 840	4 095	4 355	4 740	5 130	5 385	5 645	5 775	5 905	6 160	6 420			
40-50	3 350	3 590	3 830	4 075	4 435	4 795	5 035	5 275	5 400	5 520	5 760	6 000			
10 Cyc Dual	3 350	3 905	4 455	5 010	5 880	6 450	6 730	6 920	7 010	7 105					
30 Dual	2 825	3 180	3 530	3 885	4 150	4 355	4 475								
10	3 360	3 915	4 470	5 025	5 900	6 470	6 750	6 940	7 030	7 125					
40	3 000	3 375	3 750	4 125	4 405	4 625	4 750								
50	3 000	3 375	3 750	4 125	4 405	4 625	4 750								

10 Cyc-30 Cyc: harvesting work with cyclic loads at 10 km/h - 30 km/h.
10: Use at low torque up to 10 km/h.
25: use on the road up to a maximum speed of 25km/h.
30: use in the field at higher torque and on the road up to maximum speed of 30km/h.
40-50 : use on the road up to a maximum speed of 40 km/h or 50 km/h
65: Use on the road up to a maximum speed of 65 km/h.

IMPORTANT: The inflation pressure is always determined according to the load per tyre, the speed of travel and the work to be done.

Sprayers

200 to 1,000 L

1000 to 4,000 L

4,000 L and over

	MICHELIN SprayBib NEW	MICHELIN AgriBib Row Crop
Load capacity	★★★★★	★★★☆☆
Soil protection	★★★★☆	★★★☆☆
Comfort	★★★★★	★★★☆☆
Resistance to damage	★★★★★	★★★☆☆
Mobility on soft ground	★★★★★	★★★★☆
Tank capacity		
200 - 1,000 litres		X
1,000 - 4,000 litres		X
Over 4,000 litres	X	X
	→ Pages 68-71	→ Pages 72-75

ROW CROP

The response to crop protection and endurance for sprayers

MICHELIN SPRAYBIB

NEW



MICHELIN ULTRAFLEX TECHNOLOGIES Patented

LOAD CAPACITY
SOIL PROTECTION
COMFORT

Sizes

VF380/90 R46 TL 173D

MICHELIN
A better way forward

Exceptional load capacity

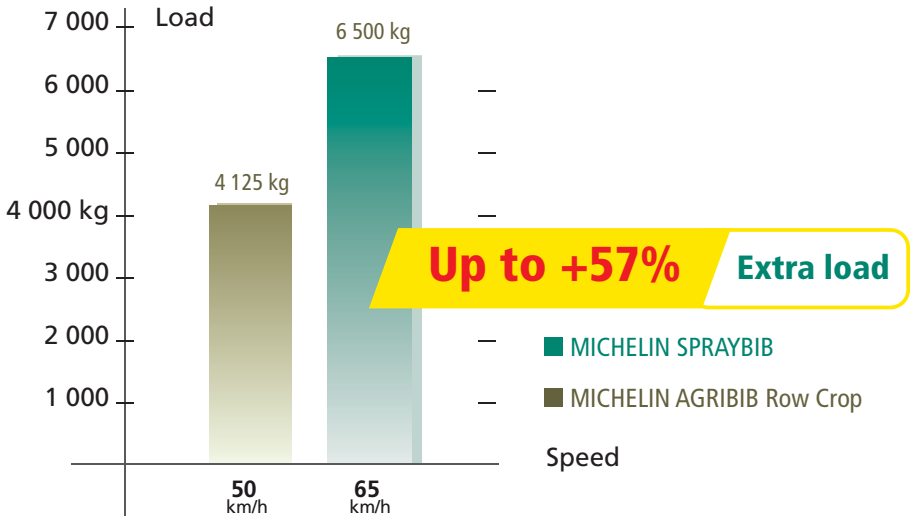

Limited soil rutting and optimised yields

MICHELIN AGRIBIB Row Crop

MICHELIN SPRAYBIB

Driver comfort

- Speed index D: 65 km/h

Excellent longevity

- Thanks to reinforced tread lugs

Excellent grip

Standard rim

Characteristics of MICHELIN's Ultraflex tyres for spraying machinery

Ø inches	Tyre sizes	CAI	Tyre characteristics				Rim widths (1) inches	Tube (2)	75% internal volume litres	
			S mm	D mm	R' mm	R.C mm				
46 NEW	VF380/90 R46 173D TL SPRAYBIB	198604	383	1842	848	5530	**DW13A** W13A, W13, DW12A, DW12, W12A, W12	835	308	

(1) The reference rim is shown in bold type.
(2) KLEBER tube code.

Pressure (bar) and (psi) – Load per tyre in kg															
Bar *Psi*	**2.20** *32*	**2.40** *35*	**2.60** *38*	**2.80** *41*	**3.00** *44*	**3.20** *46*	**3.40** *49*	**3.60** *52*	**3.80** *55*	**4.00** *58*	**4.20** *61*	**4.30** *62*	**4.40** *64*		
65	4 375	4 625	4 810	5 000	5 225	5 450	5 625	5 800	5 900	6 000	6 250	6 375	6 500		

65 km/h: Up to a maximum speed of 65 km/h (40 mph)

IMPORTANT : The inflation pressure is always determined according to the load per tyre and the work to be done.

ROW CROP

Specialising in row crop applications

MICHELIN AGRIBIB Row Crop

Sizes

320/85 R38 TL 143A8/143B
340/85 R46 TL 150A8/150B
380/90 R46 157A8/157B
320/90 R50 150A8/150B
380/90 R50 151A8/151B
320/90 R54 151A8/151B

MICHELIN
A better way forward

Crop protection

- Rounded lugs



MICHELIN AGRIBIB Row Crop



Standard

Excellent traction and directional stability

- Robust crown
- Deep tread lugs

Characteristics of MICHELIN tyres for row cropping
MICHELIN AGRIBIB Row Crop

Ø inches	Tyre sizes	CAI	Tyre characteristics S mm	D mm	R' mm	R.C. mm	Rim widths (1) inches	Tube (2)	75% internal volume litres	
38	320/85 R38 143A8/143B TL AGRIBIB RC	758001	315	1508	699	4514	**W10** W10A, DW11 DW11A	Tubeless	169	
46	340/85 R46 150A8/150B TL AGRIBIB RC (13.6 R46)	846786	338	1747	810	5227	**W12** W10, DW10A, W12A	791	225	
	380/90 R46 157A8/157B TL AGRIBIB RC (14.9 R46)	799905	401	1864	867	5583	**W13A** W12A, DW13A, W13, DW13, W12	835	285	
50	320/90 R50 150A8/150B TL AGRIBIB RC	130813	314	1847	862	5539	**W10** W10A, DW10A	816	225	
	380/90 R50 151A8/151B TL AGRIBIB RC	036849	393	1935	912	5813	**DW13A** DW12A, W12A, W13A		329	
54	320/90 R54 151A8/151B TL AGRIBIB RC	272304	315	1950	915	5852	**W10**	816	240	

(1) The reference rim is shown in bold type.
(2) KLEBER tube code.

Pressure (bar) and (psi) – Load per tyre in kg

Bar *Psi*	1.20 *17*	1.60 *23*	1.80 *26*	2.20 *32*	2.40 *35*	2.60 *38*	2.80 *41*	3.00 *44*	3.20 *46*	3.40 *49*	3.60 *52*	3.80 *55*	4.00 *58*
10 Cyc		2 330	2 520	2 900	3 090	3 200	3 315	3 430	3 540	3 700	3 860	3 975	4 090
25 Cyc	1 890	2 260	2 360	2 560	2 660	2 780	2 900	3 020	3 140	3 230	3 320		
30 Cyc	1 770	2 110	2 205	2 395	2 490	2 600	2 715	2 830	2 940	3 025	3 110		
25	1 720	2 050	2 140	2 330	2 420	2 530	2 640	2 750	2 860	2 940	3 020		
30	1 660	1 980	2 070	2 240	2 330	2 440	2 545	2 650	2 760	2 840	2 920		
50	1 550	1 850	1 930	2 100	2 180	2 280	2 380	2 475	2 575	2 650	2 725		
10 Cyc		2 780	3 020	3 510	3 750	3 900	4 050	4 200	4 350	4 540	4 730	4 880	5 030
25 Cyc	2 260	2 730	2 855	3 105	3 230	3 380	3 535	3 690	3 840	3 965	4 090		
30 Cyc	2 110	2 550	2 670	2 900	3 020	3 160	3 305	3 450	3 590	3 705	3 820		
25	2 050	2 490	2 600	2 830	2 940	3 080	3 220	3 360	3 500	3 610	3 720		
30	1 980	2 400	2 510	2 730	2 840	2 970	3 105	3 240	3 370	3 475	3 580		
50	1 850	2 240	2 340	2 550	2 650	2 775	2 900	3 025	3 150	3 250	3 350		
10 Cyc		3 450	3 740	4 320	4 610	4 790	4 970	5 150	5 330	5 570	5 810	6 000	6 190
25 Cyc	2 810	3 420	3 560	3 830	3 970	4 160	4 350	4 540	4 730	4 880	5 030		
30 Cyc	2 620	3 190	3 320	3 580	3 710	3 890	4 065	4 240	4 420	4 560	4 700		
25	2 550	3 110	3 235	3 485	3 610	3 780	3 955	4 130	4 300	4 440	4 580		
30	2 460	3 000	3 120	3 360	3 480	3 650	3 815	3 980	4 150	4 280	4 410		
50	2 300	2 800	2 910	3 140	3 250	3 405	3 560	3 720	3 875	4 000	4 125		
10 Cyc		2 780	3 020	3 510	3 750	3 900	4 050	4 200	4 350	4 540	4 730	4 880	5 030
25 Cyc	2 260	2 730	2 855	3 105	3 230	3 380	3 535	3 690	3 840	3 965	4 090		
30 Cyc	2 110	2 550	2 670	2 900	3 020	3 160	3 305	3 450	3 590	3 705	3 820		
25	2 050	2 490	2 600	2 830	2 940	3 080	3 220	3 360	3 500	3 610	3 720		
30	1 980	2 400	2 510	2 730	2 840	2 970	3 105	3 240	3 370	3 475	3 580		
50	1 850	2 240	2 340	2 550	2 650	2 775	2 900	3 025	3 150	3 250	3 350		
10 Cyc		3 540	3 945	4 555	4 760	4 970	5 175						
25 Cyc	2 880	3 540	3 710	4 040	4 210								
30 Cyc	2 690	3 305	3 460	3 780	3 935								
25	2 620	3 220	3 370	3 680	3 830								
30	2 525	3 100	3 250	3 540	3 690								
50	2 360	2 900	3 040	3 310	3 450								
10 Cyc		2 930	3 160	3 630	3 860	4 020	4 180	4 340	4 500	4 690	4 880	5 030	5 180
25 Cyc	2 380	2 880	2 990	3 210	3 320	3 480	3 645	3 810	3 970	4 090	4 210		
30 Cyc	2 220	2 690	2 795	3 005	3 110	3 260	3 410	3 560	3 710	3 820	3 930		
25	2 160	2 620	2 720	2 920	3 020	3 170	3 315	3 460	3 610	3 720	3 830		
30	2 090	2 530	2 630	2 820	2 920	3 060	3 200	3 340	3 480	3 585	3 690		
50	1 950	2 360	2 450	2 635	2 725	2 855	2 990	3 120	3 250	3 350	3 450		

10 Cyc: work with cyclic loads up to 10 km/h.
25 Cyc: work with cyclic loads up to 25 km/h.
30 Cyc: work with cyclic loads up to 30 km/h.
25: use on the road up to a maximum speed of 25 km/h.
30: use on the road up to a maximum speed of 30 km/h.
50: use on the road up to a maximum speed of 50 km/h.

IMPORTANT: The inflation pressure is always determined according to the load per tyre, the speed of travel and the work to be done.

The trailer tyres which protect the soil

MICHELIN CARGOXBIB et XP 27

Sizes MICHELIN CARGOXBIB

500/60 R22.5 TL 155D
560/60 R22.5 TL 161D
600/50 R22.5 TL 159D
710/45 R22.5 TL 165D
600/55 R26.5 TL 165D
710/50 R26.5 TL 170D
800/45 R26.5 TL 174D
600/60 R30.5 TL 169D
650/65 R30.5 TL 176D
710/50 R30.5 TL 173D
750/60 R30.5 TL 181D
800/45 R30.5 TL 176D
850/50 R30.5 TL 182D

Sizes MICHELIN XP 27

270/65 R16 TL IMP 134A8/122A8 NEW
270/65 R18 TL IMP 136A8/124A8 NEW
340/65 R18 TL 149A8/137A8

Sizes MICHELIN XS

525/65 R20.5 TL 173
24 R20.5 TL 176F

MICHELIN XS - the truck tyre suited to agricultural use

MICHELIN
A better way forward

Increased ground protection

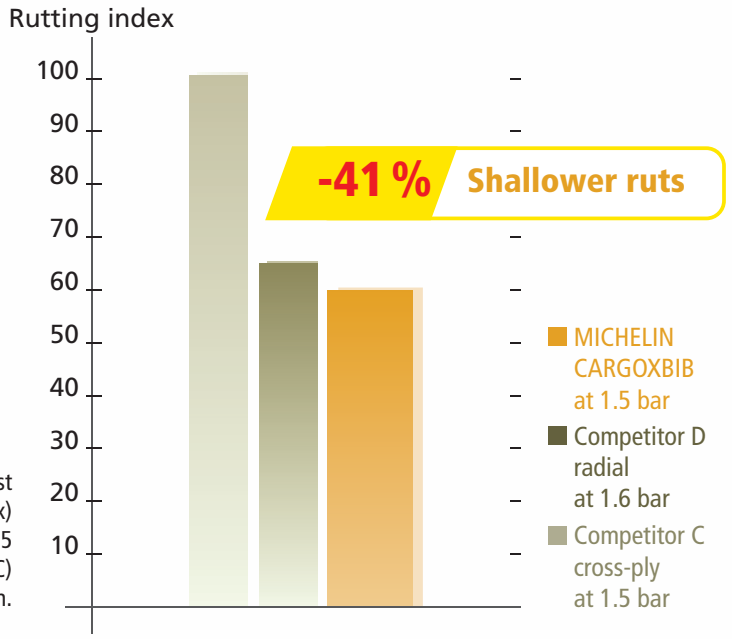

Source: MICHELIN test and research centre (Ladoux)
Size: 600/55 R26.5
(600/55 – 26.5 for Competitor C)
Conditions: 4,360 kg at 30 k.p.h.

Time and fuel saving

- Low rolling resistance in the field

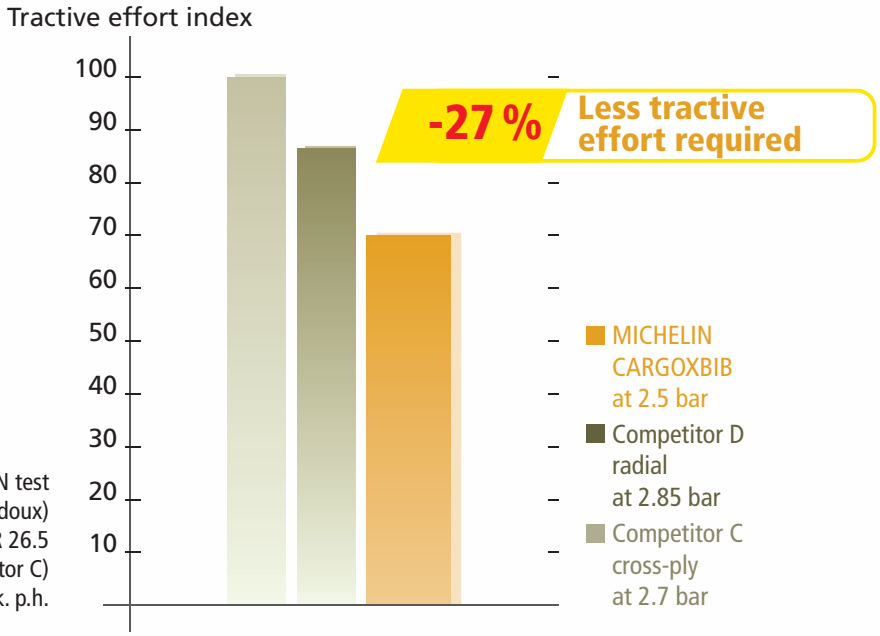

Source: MICHELIN test and research centre (Ladoux)
Size: 600/55 R 26.5
(600/55 – 26.5 for competitor C)
Conditions: 6,500 kg at 8 k. p.h.

Characteristics of tyres for trailers and towed machinery MICHELIN CARGOXBIB

Ø inches	Tyre sizes	CAI	Tyre characteristics S mm	D mm	R' mm	R.C. mm	Rim widths (1) inches	Tube	75% internal volume litres
16	270/65 R16 IMP 134A8/122A8 TL XP27 (4) (5) NEW	184332	265	755	333	2300	**W8** W7, W9	827 (2)	45
18	270/65 R18 IMP 136A8/124A8 TL XP27 (4) (5) NEW	133069	265	810	361	2472	**W8** W9, 9	438 (2)	51
	340/65 R18 149A8/137A8 TL XP27 (4) (5)	415969	343	891	393	2720	**11** W9, 9	828 (2)	80
20.5	525/65 R20.5 173 TL XS	109421	551	1243		3669	**16.00**	19.5/20.5 UD (3)	252
	24 R20.5 176F TL XS	109174	602	1374		4148	**16.00**	20.5 WAMD (3)	401
22.5	500/60 R22.5 155D TL CARGOXBIB AG rim with H2 profile accepted	662788	513	1180	517	3485	**AG16.00 (H2)** 16.00, 15.00, 17.00, 14.00	Tubeless	241
	560/60 R22.5 161D TL CARGOXBIB AG rim with H2 profile accepted	775457	570	1251	536	3678	**AG16.00 (H2)** 16.00, 17.00, AG20.00 (H2)	Tubeless	308
	600/50 R22.5 159D TL CARGOXBIB AG rim with H2 profile accepted	048429	616	1181	510	3478	**AG20.00 (H2)**	Tubeless	297
	710/45 R22.5 165D TL CARGOXBIB AG rim with H2 profile accepted	064190	721	1210	515	3552	**AG24.00 (H2)** AG20.00 (H2)	Tubeless	370

(1) The reference rim is showh in bold type.
(2) KLEBER tube code.
(3) MICHELIN Truck inner tube code.
(4) XP27: The first load index designates free-wheel use (trailed implement), and the second drive-wheel use.
(5) The load/pressure/speed curves are given for free-wheel (trailed) use. A 30% fall applies to drive wheels.

Pressure (bar) and (psi) – Load per tyre in kg

Bar *Psi*	1.00 *15*	1.20 *17*	1.50 *22*	1.80 *26*	2.00 *29*	2.40 *35*	2.80 *41*	3.20 *46*	3.60 *52*	4.00 *58*	4.20 *61*	4.40 *64*	4.60 *67*	4.80 *70*	5.00 *73*
10	1 060	1 175	1 350	1 525	1 640	1 870	2 105	2 335	2 570	2 800	2 835	2 870	2 900	2 935	2 970
25	895	995	1 140	1 290	1 390	1 590	1 785	1 985	2 180	2 380	2 410	2 440	2 465	2 495	2 525
30	840	935	1 070	1 210	1 305	1 490	1 675	1 860	2 045	2 230	2 260	2 285	2 315	2 340	2 370
40	750	835	960	1 085	1 165	1 335	1 500	1 665	1 835	2 000	2 025	2 050	2 070	2 095	2 120
50	690	765	880	995	1 075	1 225	1 380	1 535	1 685	1 840	1 860	1 885	1 905	1 930	1 950
10	1 120	1 245	1 425	1 610	1 735	1 980	2 225	2 470	2 715	2 960	2 995	3 030	3 070	3 105	3 140
25	950	1 055	1 210	1 365	1 470	1 680	1 885	2 095	2 300	2 510	2 540	2 570	2 605	2 635	2 665
30	890	990	1 135	1 280	1 380	1 575	1 770	1 970	2 165	2 360	2 390	2 420	2 450	2 480	2 510
40	800	885	1 020	1 150	1 235	1 410	1 585	1 760	1 935	2 110	2 135	2 160	2 190	2 215	2 240
50	730	810	930	1 055	1 135	1 295	1 455	1 615	1 780	1 940	1 965	1 990	2 010	2 035	2 060
10	1 620	1 795	2 065	2 330	2 505	2 860	3 215	3 570	3 925	4 280	4 335	4 390	4 440	4 495	4 550
25	1 380	1 530	1 755	1 985	2 135	2 435	2 735	3 035	3 340	3 640	3 685	3 730	3 780	3 825	3 870
30	1 290	1 435	1 645	1 860	2 005	2 290	2 575	2 860	3 145	3 430	3 470	3 515	3 555	3 600	3 640
40	1 160	1 285	1 475	1 665	1 795	2 045	2 300	2 555	2 805	3 060	3 100	3 135	3 175	3 210	3 250
50	1 160	1 285	1 475	1 665	1 795	2 045	2 300	2 555	2 805	3 060	3 100	3 135	3 175	3 210	3 250
30			2 430	2 860	3 145	3 715	4 435	4 970	5 285	5 600					
40			2 370	2 770	3 035	3 565	4 230	4 750	5 090	5 430					
50			2 315	2 680	2 920	3 410	4 020	4 530	4 895	5 260					
30			3 800	4 400	4 800	5 600	6 705	7 550	8 025	8 500					
40			3 650	4 230	4 615	5 385	6 415	7 215	7 705	8 195					
50			3 505	4 060	4 430	5 175	6 120	6 880	7 385	7 890					
10	3 160	3 515	4 050	4 585	4 940	5 650	5 980	6 315	6 650	6 980					
25	2 680	3 005	3 495	3 985	4 310	4 960	5 250	5 540	5 830	6 120					
40	2 330	2 605	3 025	3 440	3 715	4 270	4 520	4 770	5 020	5 270					
50	2 070	2 315	2 690	3 060	3 305	3 800	4 020	4 245	4 470	4 690					
65	1 730	1 930	2 235	2 535	2 735	3 140	3 325	3 510	3 695	3 880					
10	3 780	4 205	4 840	5 475	5 900	6 750	7 145	7 540	7 935	8 330					
25	3 190	3 580	4 160	4 745	5 135	5 910	6 260	6 610	6 960	7 310					
40	2 790	3 120	3 610	4 105	4 435	5 090	5 390	5 690	5 990	6 290					
50	2 470	2 765	3 205	3 645	3 940	4 530	4 800	5 065	5 330	5 600					
65	2 070	2 310	2 670	3 030	3 270	3 750	3 970	4 190	4 410	4 630					
10	3 570	3 970	4 575	5 175	5 575	6 380	6 755	7 130	7 505	7 880					
25	3 020	3 385	3 940	4 490	4 855	5 590	5 920	6 250	6 580	6 910					
40	2 640	2 950	3 420	3 885	4 195	4 820	5 100	5 385	5 670	5 950					
50	2 340	2 620	3 035	3 455	3 735	4 290	4 540	4 790	5 040	5 290					
65	1 950	2 175	2 520	2 860	3 085	3 540	3 750	3 960	4 170	4 380					
10	3 890	4 325	4 970	5 620	6 055	6 920	7 510	8 095	8 680	9 270					
25	3 250	3 650	4 255	4 855	5 255	6 060	6 580	7 100	7 620	8 140					
40	2 800	3 145	3 665	4 185	4 530	5 220	5 665	6 110	6 555	7 000					
50	2 490	2 795	3 260	3 720	4 025	4 640	5 040	5 435	5 830	6 230					
65	2 060	2 315	2 695	3 075	3 330	3 840	4 170	4 495	4 820	5 150					

10 - 25 - 30 - 40 - 50 - 65 - 90 : Maximum speed in the field/on the road in km/h.

IMPORTANT: The inflation pressure is always determined according to the load per tyre, the speed of travel and the work to be done.

Characteristics of tyres for trailers and towed machinery MICHELIN CARGOXBIB

Ø inches	Tyre sizes	CAI	Tyre characteristics				Rim widths (1) inches	Tube	75% internal volume litres
			S mm	D mm	R' mm	R.C. mm			
26.5	600/55 R26.5 165D TL CARGOXBIB AG rim with H2 profile accepted	678570	626	1348	587	3976	**AG20.00 (H2)**	Tubeless	375
	710/50 R26.5 170D TL CARGOXBIB AG rim with H2 profile accepted	851619	732	1405	606	4135	**AG24.00 (H2)** AG20.00 (H2)	Tubeless	488
	800/45 R26.5 174D TL CARGOXBIB AG rim with H2 profile accepted	248959	815	1395	595	4097	**AG28.00 (H2)** AG24.00 (H2)	Tubeless	561
30.5	600/60 R30.5 169D TL CARGOXBIB AG rim with H2 profile accepted	236518	639	1496	654	4417	**AG20.00 (H2)**	Tubeless	468
	650/65 R30.5 176D TL CARGOXBIB AG rim with H2 profile accepted	250129	677	1623	699	4776	**AG20.00 (H2)**	Tubeless	605
	710/50 R30.5 173D TL CARGOXBIB AG rim with H2 profile accepted	002786	728	1495	649	4408	**AG24.00 (H2)**	Tubeless	537
	750/60 R30.5 181D TL CARGOXBIB AG rim with H2 profile accepted	054202	760	1680	718	4936	**AG24.00 (H2)**	Tubeless	779
	800/45 R30.5 176D TL CARGOXBIB AG rim with H2 profile accepted	932951	820	1495	650	4408	**AG28.00 (H2)**	Tubeless	615
	850/50 R30.5 182D TL CARGOXBIB AG rim with H2 profile accepted	938016	861	1628	692	4778	**AG28.00 (H2)**	Tubeless	816

(1) The reference rim is showh in bold type.

Pressure (bar) and (psi) – Load per tyre in kg

Bar *Psi*	1.00 *15*	1.20 *17*	1.50 *22*	1.80 *26*	2.00 *29*	2.40 *35*	2.80 *41*	3.20 *46*	3.60 *52*	4.00 *58*	4.20 *61*	4.40 *64*	4.60 *67*	4.80 *70*	5.00 *73*
10	4 200	4 675	5 380	6 090	6 565	7 510	7 950	8 390	8 830	9 270					
25	3 560	3 995	4 640	5 290	5 725	6 590	6 980	7 365	7 750	8 140					
40	3 100	3 465	4 020	4 570	4 935	5 670	6 000	6 335	6 670	7 000					
50	2 750	3 080	3 570	4 065	4 395	5 050	5 345	5 640	5 935	6 230					
65	2 300	2 565	2 970	3 370	3 635	4 170	4 415	4 660	4 905	5 150					
10	4 900	5 450	6 275	7 100	7 650	8 750	9 260	9 775	10 290	10 800					
25	4 140	4 645	5 400	6 155	6 660	7 670	8 120	8 575	9 030	9 480					
40	3 610	4 040	4 680	5 325	5 755	6 610	7 000	7 385	7 770	8 160					
50	3 200	3 585	4 155	4 730	5 115	5 880	6 225	6 570	6 915	7 260					
65	2 680	2 990	3 460	3 925	4 235	4 860	5 145	5 430	5 715	6 000					
10	5 070	5 630	6 475	7 315	7 875	9 000	9 765	10 530	11 295	12 060					
25	4 230	4 755	5 535	6 320	6 845	7 890	8 565	9 240	9 915	10 590					
40	3 640	4 090	4 765	5 440	5 890	6 790	7 370	7 950	8 530	9 110					
50	3 240	3 640	4 240	4 840	5 240	6 040	6 560	7 075	7 590	8 110					
65	2 680	3 010	3 505	4 000	4 330	4 990	5 420	5 845	6 270	6 700					
10	4 730	5 265	6 060	6 860	7 395	8 460	8 955	9 450	9 945	10 440					
25	4 000	4 490	5 220	5 955	6 445	7 420	7 855	8 290	8 725	9 160					
40	3 490	3 905	4 525	5 145	5 560	6 390	6 765	7 140	7 515	7 890					
50	3 100	3 470	4 020	4 575	4 945	5 680	6 015	6 350	6 685	7 020					
65	2 590	2 890	3 345	3 795	4 095	4 700	4 975	5 250	5 525	5 800					
10	5 800	6 450	7 430	8 405	9 055	10 360	10 965	11 570	12 175	12 780					
25	4 900	5 495	6 395	7 290	7 885	9 080	9 615	10 150	10 685	11 220					
40	4 280	4 785	5 545	6 305	6 810	7 820	8 280	8 740	9 200	9 660					
50	3 790	4 245	4 920	5 600	6 055	6 960	7 370	7 775	8 180	8 590					
65	3 170	3 540	4 090	4 645	5 015	5 750	6 090	6 425	6 760	7 100					
10	5 310	5 905	6 800	7 695	8 290	9 480	10 035	10 590	11 145	11 700					
25	4 490	5 035	5 855	6 675	7 220	8 310	8 800	9 290	9 780	10 270					
40	3 910	4 375	5 070	5 765	6 230	7 160	7 580	8 000	8 420	8 840					
50	3 470	3 885	4 505	5 125	5 540	6 370	6 745	7 120	7 495	7 870					
65	2 900	3 240	3 745	4 255	4 595	5 270	5 580	5 885	6 190	6 500					
10	6 730	7 490	8 625	9 765	10 525	12 040	12 740	13 445	14 150	14 850					
25	5 700	6 395	7 430	8 470	9 165	10 550	11 170	11 795	12 420	13 040					
40	4 970	5 560	6 440	7 325	7 915	9 090	9 620	10 155	10 690	11 220					
50	4 410	4 935	5 720	6 505	7 030	8 080	8 555	9 030	9 505	9 980					
65	3 680	4 110	4 750	5 395	5 825	6 680	7 070	7 465	7 860	8 250					
10	5 370	5 965	6 860	7 755	8 350	9 540	10 350	11 160	11 970	12 780					
25	4 490	5 045	5 870	6 700	7 255	8 360	9 075	9 790	10 505	11 220					
40	3 860	4 335	5 055	5 770	6 245	7 200	7 815	8 430	9 045	9 660					
50	3 440	3 865	4 495	5 130	5 555	6 400	6 950	7 495	8 040	8 590					
65	2 840	3 190	3 715	4 240	4 590	5 290	5 740	6 195	6 650	7 100					
10	6 430	7 145	8 210	9 280	9 995	11 420	12 390	13 360	14 330	15 300					
25	5 370	6 035	7 025	8 020	8 685	10 010	10 865	11 720	12 575	13 430					
40	4 620	5 190	6 050	6 905	7 475	8 620	9 355	10 090	10 825	11 560					
50	4 110	4 620	5 380	6 145	6 655	7 670	8 325	8 980	9 635	10 290					
65	3 400	3 820	4 450	5 080	5 500	6 340	6 880	7 420	7 960	8 500					

10 - 25 - 30 - 40 - 50 - 65 - 90 : Maximum speed in the field/on the road in km/h.

IMPORTANT: The inflation pressure is always determined according to the load per tyre, the speed of travel and the work to be done.

COMPACT

LINE

COMPACT LINE - 2011 Range

MICHELIN

A better way forward

MICHELIN - COMPACT LINE

The COMPACT LINE universe comprises five versatile, easy-to-control, compact machines.

Backhoe loaders

Loaders

Telescopic handlers

Skid Steers

Excavators



These machines are mostly dedicated to construction work, civil engineering, road work, farmwork and landscaping projects.

To cover the diverse operating conditions and sites where these machines are required to work, MICHELIN has developed specific COMPACT LINE tyre ranges.

By introducing these specialised tyre ranges, Michelin helps you improve productivity and reduce your operating costs.
You benefit from a number of advantages for each machine and each application:

- **maximum resistance to damage** for carefree use, especially in building, civil works and industrial applications, leading to reduced machine downtime
- **excellent traction** when used on soft ground
- **easier work** throughout the year irrespective of conditions (soil, climate and type of work)
- guaranteed working performance of the machine throughout the tyre's lifetime

When equipped with* MICHELIN COMPACT LINE *tyres, the more your machines are used, the better the return for your business.

COMPACT LINE

Contents

	Main use Soft ground/ traction		Main use Hard/abrasive ground
Backhoe loaders	**XMCL** Pages 88-93	CROSS-PLY **POWER CL** Pages 98-103	**XZSL** Pages 112-115
Loaders	**XMCL** Pages 88-93	CROSS-PLY **POWER CL** Pages 98-103	**XZSL** Pages 112-115
Telescopic handlers	**XMCL** Pages 88-93 **XM 47** Pages 94-97	CROSS-PLY **POWER CL** Pages 98-103	**XZSL** Pages 112-115
Skid Steers		NEW **BIBSTEEL ALL TERRAIN** Pages 104-107	NEW **BIBSTEEL HARD SURFACE** Pages 116-119
Excavators	**XF** Pages 108-111		

MICHELIN A better way forward

Range	Seat ø	Sizes	Equivalent sizes					
XM 27	16″	11 LR 16 TL XM 27 INDUS		X				
XMCL	18″	280/80 R 18 TL XMCL	10.5 R 18	X	X	X		
		340/80 R 18 TL XMCL	12.5 R 18	X	X	X		
	20″	280/80 R 20 TL XMCL	10.5 R 20	X	X	X		
		340/80 R 20 TL XMCL	12.5 R 20	X	X	X		
		380/75 R 20 TL XMCL	14.5 R 20	X	X	X		
		400/70 R 20 TL XMCL	16.0/70 R 20	X	X	X		X
		420/75 R 20 TL XMCL	16.5/75 R 20	X	X	X		X
	24″	440/80 R 24 TL XMCL	16.9 R 24	X	X			
		460/70 R 24 TL XMCL	17.5 LR 24	X	X			
		500/70 R 24 TL XMCL	19.5 LR 24	X	X			
	26″	480/80 R 26 TL XMCL	18.4 R 26	X	X			
	28″	440/80 R 28 TL XMCL	16.9 R 28	X				
POWER CL	18″	280/80 - 18 TL POWER CL	10.5 - 18	X	X			
		340/80 - 18 TL POWER CL	12.5 - 18	X	X			
	20″	280/80 - 20 TL POWER CL	10.5 - 20	X	X			
		340/80 - 20 TL POWER CL	12.5 - 20	X	X			
		400/70 - 20 TL POWER CL	16/70.5 - 20 (405/70 - 20)	X	X	X		
	24″	400/70 - 24 TL POWER CL	16.0/70 - 24 405/70 - 24		X	X		
		400/80 - 24 TL POWER CL	15.5/80 - 24	X	X			
		440/80 - 24 TL POWER CL	16.9 - 24	X	X			
	26″	480/80 - 26 TL POWER CL	18.4 - 26	X	X			
	28″	440/80 - 28 TL POWER CL	16.9 - 28	X				
	30″	420/80 - 30 TL POWER CL	16.9 - 30	X				
BIBSTEEL HARD SURFACE	16.5″	265/70 R 16.5	10 R 16.5	X			X	
		305/70 R 16.5	12 R 16.5	X			X	
BIBSTEEL ALL TERRAIN	15″	215/70 R 15	27 X 8.5 R 15	X			X	
	16.5″	265/70 R 16.5	10 R 16.5	X			X	
		305/70 R 16.5	12 R 16.5	X			X	
XZSL	18″	335/80 R 18 TL XZSL	12.5 R 18	X	X	X		
	20″	335/80 R 20 TL XZSL	12.5 R 20	X	X	X		
		375/80 R 20 TL XZSL	14.5 R 18	X	X	X		
		405/70 R 20 TL XZSL	16.0/70 R 20	X	X	X		
		425/75 R 20 TL XZSL	16.5/75 R 20	X	X	X		
XF	19.5″	18 R 19.5 TL XF			X			X
	22.5″	18 R 22.5 TL XF			X			X
XM47	20″	405/70 R 20	16.0/70 R 20		X			
		425/75 R 20	16.5/75 R 20		X	X		
	24″	445/70 R 24	17.5 LR 24		X			
		495/70 R 24	19.5 LR 24		X			

X Most common sizes per machine

COMPACT LINE

Telescopic handlers, backhoe loaders ... For increased profitability

MICHELIN XMCL

Radial construction

Telescopic handlers

Backhoe loaders

Mini loaders

Sizes

11 LR16 122A8 IND TL XM 27
280/80 R18 TL 132A8/132B IND
340/80 R18 TL 143A8/143B IND
280/80 R20 TL 133A8/133B IND
340/80 R20 TL 144A8/144B IND
380/75 R20 TL 148A8/148B IND

400/70 R20 TL 149A8/149B IND
420/75 R20 TL 154A8/154B IND
440/80 R24 TL 161A8/161B IND
460/70 R24 TL 159A8/159B IND
500/70 R24 TL 164A8/164B IND
480/80 R26 TL 160A8/160B IND

440/80 R28 TL 156A8/156B IND

MICHELIN
A better way forward

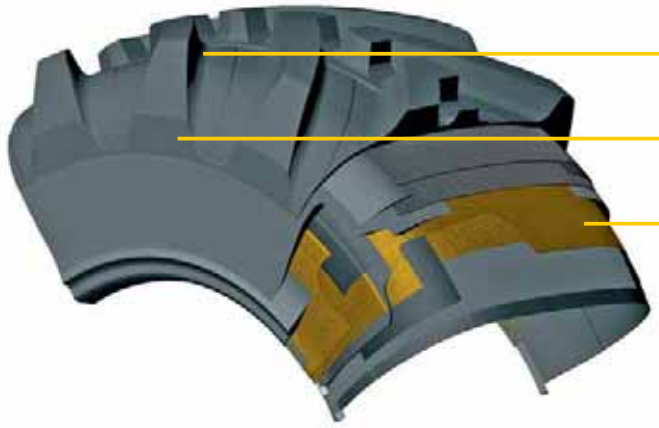

Up to 46% longer wear life

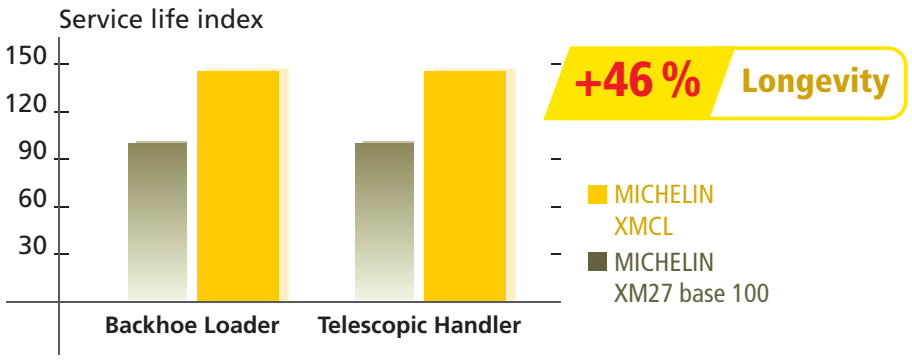

Source: MICHELIN test and research centre, Ladoux (Clermont-Ferrand) and Customer test fitments

20% extra traction compared with the MICHELIN cross-ply

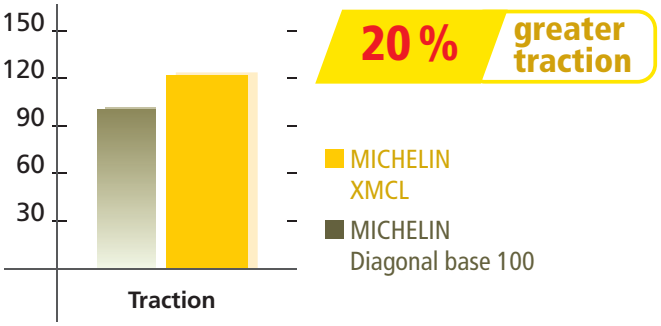

Source: MICHELIN test and research centre (Ladoux)

Precision comfort on loading

- Radial construction
- Protective steel crown plies

Characteristics of Compact Line radial tyres MICHELIN XMCL

Ø inches	Tyre sizes	CAI	Tyre characteristics				Rim widths (1) inches	Tube (2)	75% internal volume litres
			S mm	D mm	R' mm	R.C. mm			
16	11 LR16 122A8 IND TL XM27	123207	291	850	375	2515	**W8** W10L	184	60
18	280/80 R18 132A8/132B IND TL XMCL (10.5 R18) Equiv 10PR	779803	290	908	415	2708	**W9** W8, W10	438	67
	340/80 R18 143A8/143B IND TL XMCL (12.5 R18) Equiv 12PR	100054	351	996	448	2959	**11** W10, 11SDC W11, 12, 12SDC	828	106
20	280/80 R20 133A8/133B IND TL XMCL (10.5 R20) Equiv 10PR	747442	292	958	439	2860	**W9** W8, W10	542	72
	340/80 R20 144A8/144B IND TL XMCL (12.5 R20) Equiv 12PR	948730	353	1047	476	3119	**11** W10, 11SDC, W11, 12, 12SDC	664	114
	380/75 R20 148A8/148B IND TL XMCL (14.5 R20) Equiv 16PR	187752	384	1070	481	3180	**W12** W11, 11, 12	664	135

(1) The reference rim is shown in bold type.
(2) KLEBER tube code

Pressure (bar) and (psi) – Load per tyre in kg

Bar Psi	1.00 15	1.20 17	1.60 23	2.00 29	2.20 32	2.40 35	2.70 39	3.00 44	3.20 46	3.40 49	3.60 52	3.80 55	4.00 58	4.20 61	4.40 64
10	1 135	1 265	1 530	1 790	1 920	2 055	2 250								
30	830	940	1 165	1 385	1 500	1 610									
40	775	880	1 085	1 295	1 395	1 500									
Stat			1 800	2 200	2 400	2 600	2 900	3 200	3 400	3 600	3 800	4 000	4 200	4 400	4 600
10 Cyc			1 170	1 430	1 565	1 695	1 890	2 085	2 220	2 350	2 480	2 610	2 740	2 870	3 000
25			1 060	1 250	1 350	1 445	1 590	1 735	1 830	1 930	2 025	2 120	2 220		
30			1 020	1 210	1 300	1 395	1 535	1 675	1 770	1 860	1 955	2 050	2 140		
35			990	1 170	1 255	1 345	1 480	1 610	1 700	1 790	1 880	1 970	2 060		
40			950	1 125	1 210	1 300	1 430	1 560	1 650	1 740	1 825	1 910	2 000		
Stat			2 450	2 995	3 270	3 540	3 950	4 360	4 635	4 905	5 180	5 450	5 725	6 000	6 270
10 Cyc			1 600	1 955	2 135	2 310	2 580	2 845	3 025	3 200	3 380	3 555	3 735	3 910	4 090
25			1 450	1 710	1 845	1 975	2 170	2 370	2 500	2 630	2 760	2 890	3 020		
30			1 390	1 645	1 770	1 900	2 090	2 280	2 410	2 540	2 665	2 790	2 920		
35			1 340	1 585	1 710	1 830	2 015	2 200	2 320	2 440	2 565	2 690	2 810		
40			1 320	1 550	1 665	1 780	1 950	2 125	2 240	2 360	2 480	2 605	2 725		
Stat			1 850	2 260	2 470	2 675	2 985	3 290	3 500	3 705	3 910	4 120	4 325	4 530	4 740
10 Cyc			1 210	1 480	1 610	1 745	1 945	2 150	2 280	2 415	2 550	2 685	2 820	2 955	3 090
25			1 090	1 290	1 390	1 490	1 640	1 790	1 890	1 990	2 090	2 190	2 290		
30			1 050	1 240	1 340	1 435	1 580	1 725	1 820	1 915	2 010	2 105	2 200		
35			1 010	1 195	1 290	1 380	1 520	1 660	1 750	1 840	1 935	2 030	2 120		
40			975	1 155	1 245	1 340	1 475	1 610	1 700	1 790	1 880	1 970	2 060		
Stat			2 520	3 080	3 360	3 640	4 060	4 480	4 760	5 040	5 320	5 600	5 880	6 160	6 440
10 Cyc			1 640	2 005	2 190	2 370	2 645	2 920	3 105	3 285	3 470	3 650	3 835	4 020	4 200
25			1 490	1 760	1 895	2 030	2 230	2 435	2 570	2 705	2 840	2 975	3 110		
30			1 430	1 690	1 820	1 950	2 145	2 340	2 470	2 600	2 735	2 870	3 000		
35			1 380	1 630	1 755	1 880	2 070	2 255	2 380	2 505	2 630	2 755	2 880		
40			1 360	1 595	1 710	1 830	2 005	2 180	2 300	2 425	2 550	2 675	2 800		
Stat			2 840	3 470	3 785	4 100	4 570	5 045	5 360	5 675	5 990	6 305	6 620	6 935	7 250
10 Cyc			1 850	2 260	2 465	2 670	2 980	3 285	3 490	3 695	3 900	4 110	4 315	4 520	4 730
25			1 670	1 975	2 130	2 280	2 510	2 740	2 890	3 040	3 195	3 350	3 500		
30			1 610	1 900	2 050	2 195	2 415	2 635	2 780	2 930	3 075	3 220	3 370		
35			1 550	1 830	1 975	2 115	2 325	2 540	2 680	2 820	2 960	3 100	3 240		
40			1 500	1 770	1 905	2 040	2 240	2 440	2 575	2 720	2 860	3 005	3 150		

Stat: Static load at 0 km/h, stationary vehicle.
10 Cyc: Maximum speed 10 km/h with cyclic load..
25: use on on the road up to a maximum speed of 25 km/h.
30: use under torque and on the road up to a maximum speed of 30 km/h.
35: use on the road up to a maximum speed of 35 km/h.
40/50: use on the road up to a maximum speed of 40 km/h and 50 km/h.

IMPORTANT: The inflation pressure is always determined according to the load per tyre, the speed of travel and the work to be done.

Characteristics of Compact Line radial tyres MICHELIN XMCL

Ø inches	Tyre sizes	CAI	Tyre characteristics S mm	D mm	R' mm	R.C. mm	Rim widths[1] inches	Tube [2]	75% internal volume litres
20	400/70 R20 149A8/149B IND TL XMCL (16.0/70 R20) Equiv 16PR	474495	412	1069	481	3177	**13** 12, 12SDC, 13SDC, 14	664	139
	420/75 R20 154A8/154B IND TL XMCL (16.5/75 R20) Equiv 18PR	967201	428	1138	509	3378	**13** 12, 12SDC, 13SDC, 14	829	171
24	440/80 R24 161A8/161B IND TL XMCL (16.9 R24) Equiv 18PR	954749	441	1314	592	3907	**DW14L** DW15L, 14, TW14L	710	235
	460/70 R24 159A8/159B IND TL XMCL (17.5 LR24) Equiv 18PR	244268	467	1248	562	3709	**DW15L**[3] DW14L, DW16L, 14, 16, TW14L	710	218
	500/70 R24 164A8/164B IND TL XMCL (19.5 LR24) Equiv 20PR	542794	511	1302	583	3866	**DW16L** DW15L, 16	710	265
26	480/80 R26 160A8/160B IND TL XMCL (18.4 R26) Equiv 14PR	719306	487	1422	636	4220	**DW15L** DW16L	716	303
28	440/80 R28 156A8/156B IND TL XMCL (16.9 R28) Equiv 14PR	316223	459	1410	641	4200	**DW14L** DW15L	822	260

[1] The reference rim is shown in bold type.
[2] KLEBER tube code.
[3] For further information on rims, refer to the "Rims and valves" section on pages 126-127.

Pressure (bar) and (psi) – Load per tyre in kg

Bar *Psi*	1.60 *23*	2.00 *29*	2.20 *32*	2.40 *35*	2.70 *39*	3.00 *44*	3.20 *46*	3.40 *49*	3.60 *52*	3.80 *55*	4.00 *58*	4.20 *61*	4.40 *64*
Stat	2 930	3 580	3 905	4 230	4 720	5 205	5 530	5 855	6 180	6 505	6 830	7 155	7 480
10 Cyc	1 910	2 335	2 545	2 760	3 075	3 395	3 605	3 820	4 030	4 240	4 455	4 670	4 880
25	1 730	2 040	2 200	2 355	2 590	2 825	2 980	3 140	3 295	3 450	3 610		
30	1 660	1 960	2 115	2 265	2 490	2 720	2 870	3 020	3 175	3 330	3 480		
35	1 600	1 890	2 040	2 185	2 405	2 625	2 770	2 915	3 060	3 205	3 350		
40	1 550	1 825	1 960	2 100	2 305	2 510	2 650	2 800	2 950	3 100	3 250		
Stat	3 380	4 130	4 505	4 880	5 440	6 005	6 380	6 755	7 130	7 505	7 880	8 255	8 630
10 Cyc	2 200	2 690	2 935	3 180	3 550	3 915	4 160	4 405	4 650	4 895	5 140	5 385	5 630
25	1 990	2 350	2 535	2 715	2 985	3 260	3 440	3 620	3 800	3 980	4 160		
30	1 920	2 270	2 440	2 615	2 875	3 135	3 310	3 485	3 660	3 835	4 010		
35	1 850	2 185	2 350	2 520	2 770	3 020	3 190	3 360	3 525	3 690	3 860		
40	1 800	2 120	2 280	2 440	2 675	2 915	3 075	3 245	3 410	3 580	3 750		
Stat	4 160	5 085	5 550	6 010	6 705	7 400	7 865	8 325	8 790	9 250	9 715	10 180	10 640
10 Cyc	2 710	3 315	3 615	3 920	4 370	4 825	5 125	5 430	5 730	6 030	6 335	6 640	6 940
25	2 460	2 905	3 130	3 350	3 685	4 020	4 240	4 460	4 685	4 910	5 130		
30	2 370	2 800	3 015	3 230	3 550	3 875	4 090	4 305	4 520	4 735	4 950		
35	2 280	2 695	2 900	3 110	3 420	3 730	3 940	4 145	4 350	4 555	4 760		
40	2 240	2 650	2 855	3 060	3 365	3 670	3 875	4 060	4 250	4 440	4 625		
Stat	3 940	4 815	5 250	5 690	6 345	7 000	7 435	7 875	8 310	8 750	9 185	9 620	10 060
10 Cyc	2 570	3 140	3 425	3 710	4 140	4 565	4 850	5 135	5 420	5 705	5 990	6 275	6 560
25	2 320	2 740	2 955	3 165	3 480	3 800	4 010	4 220	4 435	4 650	4 860		
30	2 240	2 650	2 850	3 055	3 360	3 665	3 870	4 070	4 275	4 480	4 680		
35	2 160	2 550	2 745	2 940	3 230	3 525	3 720	3 920	4 115	4 310	4 510		
40	2 120	2 500	2 695	2 885	3 170	3 460	3 650	3 830	4 010	4 195	4 375		
Stat	4 500	5 500	6 000	6 500	7 250	8 000	8 500	9 000	9 500	10 000	10 500	11 000	11 500
10 Cyc	2 930	3 585	3 910	4 240	4 730	5 220	5 545	5 875	6 200	6 525	6 850	7 175	7 500
25	2 650	3 130	3 375	3 615	3 975	4 340	4 580	4 820	5 065	5 310	5 550		
30	2 560	3 025	3 260	3 490	3 840	4 190	4 420	4 650	4 885	5 120	5 350		
35	2 460	2 910	3 130	3 355	3 690	4 025	4 250	4 475	4 700	4 925	5 150		
40	2 360	2 800	3 020	3 240	3 575	3 905	4 125	4 345	4 560	4 780	5 000		
Stat	4 900	5 990	6 535	7 080	7 900	8 715	9 260	9 805	10 350				
10 Cyc	3 200	3 910	4 265	4 620	5 150	5 685	6 040	6 395	6 750				
25	2 890	3 420	3 680	3 945	4 340	4 735	5 000						
30	2 790	3 300	3 550	3 805	4 185	4 565	4 820						
35	2 680	3 170	3 415	3 660	4 030	4 395	4 640						
40	2 575	3 055	3 295	3 540	3 900	4 260	4 500						
Stat	4 360	5 330	5 810	6 295	7 020	7 750	8 230	8 715	9 200				
10 Cyc	2 840	3 470	3 790	4 105	4 580	5 050	5 370	5 685	6 000				
25	2 570	3 040	3 270	3 505	3 855	4 205	4 440						
30	2 480	2 930	3 155	3 380	3 720	4 055	4 280						
35	2 390	2 820	3 040	3 255	3 580	3 905	4 120						
40	2 300	2 725	2 940	3 150	3 470	3 790	4 000						

Stat: Static load at 0 km/h, stationary vehicle.
10 Cyc: Maximum speed 10 km/h with cyclic load..
25: use on the road up to a maximum speed of 25 km/h.
30: use under torque and on the road up to a maximum speed of 30 km/h.
35: use on the road up to a maximum speed of 35 km/h.
40: use on the road up to a maximum speed of 40 km/h.

IMPORTANT: The inflation pressure is always determined according to the load per tyre, the speed of travel and the work to be done.

COMPACT LINE

High speed on the road

MICHELIN XM 47

Radial construction

Sizes

405/70 R20 TL 136G
425/75 R20 TL 148G
445/70 R24 TL 151G
495/70 R24 TL 155G

MICHELIN
A better way forward

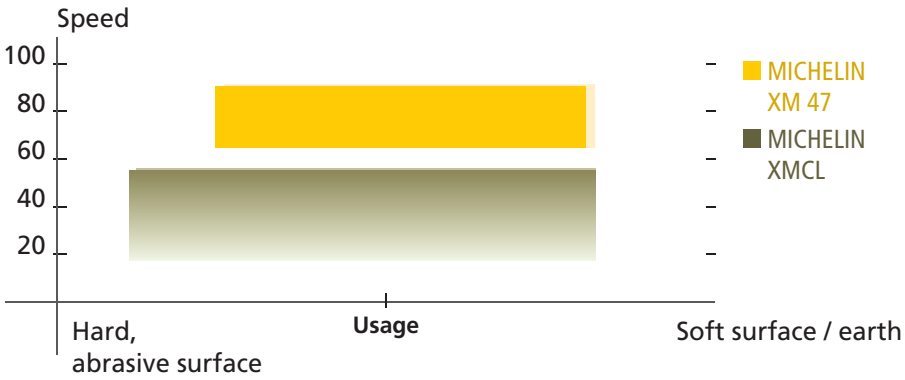

High speed tyre for tractors operating at up to 90 mph on the road. Utility service vehicles needing both on and off road mobility

High speed (up to 90 mph)* G rated tyre

- **Radial construction** → resistance to heat build-up

Good resistance to wear

- **Wide, sturdy lug rounded shoulders** → good road life

A high level of comfort on the road and good grip in off-road applications

- **Radial construction wide footprint low pressure** → comfort and mobility on soft or difficult ground

* We remind you that it is an offence to exceed the legal speed limit.

Characteristics of MPT radial tyres
MICHELIN XM 47 MPT

Ø inches	Tyre sizes	CAI	Tyre characteristics S mm	D mm	R' mm	R.C. mm	Rim widths (1) inches	Tube	75% internal volume litres
20	405/70 R20 136G TL XM47 (16.0/70 R20 MPT)	123708	397	1082	490	3232	**11** W10, 11SDC	664	137
	425/75 R20 148G TL XM47 (16.5/75 R20 MPT)	123706	440	1152	513	3431	**13** 11, 11SDC, 13SDC	829	185
24	445/70 R24 151G TL XM47 (17.5 LR24 MPT)	123642	460	1242	564	3705	**DW15L** W14L, DW14L, W15L	710	210
	495/70 R24 155G TL XM47 (19.5 LR24 MPT)	123620	506	1313	587	3916	**DW16L** W16L	710	247

(1) The reference rim is shown in bold type.
(2) KLEBER tube code.

Pressure (bar) and (psi) – Load per tyre in kg (1) - (2)

Bar *Psi*	1.00 *15*	1.20 *17*	1.60 *23*	1.80 *26*	2.00 *29*	2.20 *32*	2.40 *35*	2.60 *38*	2.80 *41*	3.00 *44*	3.20 *46*	3.40 *49*	3.60 *52*	3.80 *55*	4.10 *59*
Stat	1 950	2 185	2 655	2 890	3 125	3 365	3 600	3 835	4 070	4 305	4 540	4 775	5 010	5 245	5 600
10	1 400	1 570	1 910	2 080	2 250	2 420	2 590	2 755	2 925	3 095	3 265	3 435	3 605	3 775	4 030
30	970	1 090	1 325	1 440	1 560	1 680	1 795	1 915	2 035	2 150	2 270	2 385	2 505	2 625	2 800
40	900	1 010	1 225	1 335	1 440	1 550	1 660	1 765	1 875	1 985	2 090	2 200	2 310	2 415	2 580
65	850	950	1 155	1 260	1 360	1 460	1 565	1 665	1 765	1 870	1 970	2 075	2 175	2 275	2 430
90	780	875	1 065	1 155	1 250	1 345	1 440	1 535	1 630	1 720	1 815	1 910	2 005	2 100	2 240
Stat	2 750	3 080	3 740	4 075	4 405	4 735	5 065	5 395	5 725	6 055	6 385	6 720	7 050	7 380	7 875
10	1 970	2 210	2 685	2 925	3 165	3 400	3 640	3 880	4 120	4 355	4 595	4 835	5 075	5 310	5 670
30	1 370	1 535	1 865	2 035	2 200	2 365	2 530	2 695	2 860	3 030	3 195	3 360	3 525	3 690	3 940
40	1 260	1 410	1 715	1 870	2 020	2 175	2 325	2 480	2 630	2 785	2 935	3 085	3 240	3 390	3 620
65	1 190	1 335	1 620	1 765	1 910	2 055	2 195	2 340	2 485	2 630	2 775	2 915	3 060	3 205	3 420
90	1 100	1 230	1 495	1 630	1 760	1 895	2 025	2 160	2 290	2 425	2 555	2 685	2 820	2 950	3 150
Stat	3 000	3 365	4 090	4 450	4 815	5 175	5 540	5 905	6 265	6 630	6 990	7 355	7 720	8 080	8 625
10	2 160	2 420	2 945	3 205	3 465	3 730	3 990	4 250	4 510	4 775	5 035	5 295	5 555	5 820	6 210
30	1 500	1 680	2 045	2 225	2 405	2 590	2 770	2 950	3 130	3 315	3 495	3 675	3 855	4 040	4 310
40	1 380	1 545	1 880	2 050	2 215	2 385	2 550	2 715	2 885	3 050	3 220	3 385	3 550	3 720	3 970
65	1 300	1 455	1 770	1 930	2 085	2 245	2 400	2 560	2 715	2 875	3 030	3 190	3 345	3 505	3 740
90	1 200	1 345	1 635	1 780	1 925	2 070	2 215	2 360	2 505	2 650	2 795	2 940	3 085	3 230	3 450
Stat	3 375	3 785	4 600	5 005	5 415	5 825	6 230	6 640	7 050	7 455	7 865	8 270	8 680	9 090	9 700
10	2 430	2 725	3 310	3 605	3 900	4 190	4 485	4 780	5 070	5 365	5 660	5 955	6 245	6 540	6 980
30	1 690	1 895	2 300	2 505	2 705	2 910	3 115	3 315	3 520	3 720	3 925	4 130	4 330	4 535	4 840
40	1 550	1 740	2 115	2 300	2 490	2 675	2 865	3 050	3 240	3 425	3 615	3 805	3 990	4 180	4 460
65	1 460	1 635	1 990	2 165	2 345	2 520	2 695	2 875	3 050	3 230	3 405	3 580	3 760	3 935	4 200
90	1 350	1 515	1 840	2 005	2 165	2 330	2 495	2 655	2 820	2 980	3 145	3 310	3 470	3 635	3 880

Stat: Static load at 0 km/h, stationary vehicle.
10: maximum speed 10 km/h without high and sustained torque.
30: Use in fields at higher torque and travel on the road at up to 30 km/h.
40 - 65 - 90 : Speed in km/h.

IMPORTANT : The inflation pressure is always determined according to the load per tyre, the speed of travel and the work to be done.

COMPACT LINE

Telescopic handlers, backhoe loaders ... Robust and stable

MICHELIN Power CL

Cross-ply construction



Telescopic handlers

Backhoe loaders

Mini loaders

Sizes

280/80 - 18 TL 132A8	400/70 - 20 TL 149A8	440/80 - 24 TL 168A8
340/80 - 18 TL 143A8	400/70 - 24 TL 158A8	480/80 - 26 TL 160A8
280/80 - 20 TL 133A8	400/80 - 24 TL 156A8	440/80 - 28 TL 156A8
340/80 - 20 TL 144A8	400/80 - 24 TL 162A8	420/80 - 30 TL 155A8

MICHELIN
A better way forward

Strengh and stability

- Resistance to impacts and punctures:
- Type and number of casing plies
- Thickness of protection rubber
- Resistance to chunking:
- Tread pattern and type of rubber compound

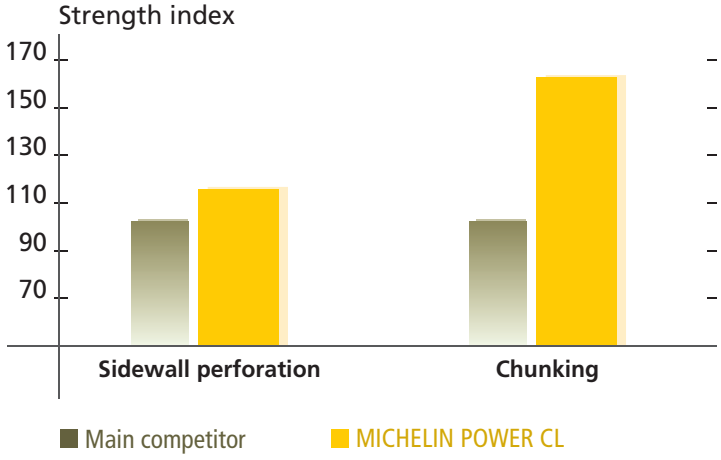

Source: MICHELIN test and research centre (Ladoux)

Stable enough to stand up to any test

- Sidewall rigidity for vertical and lateral stability due to the number and angle of casing plies

Competitive quality/price ratio

- Cross-ply construction
- MICHELIN-approved rubber compound

Characteristics of Compact Line cross-ply tyres
MICHELIN Power CL

Ø inches	Tyre sizes	CAI	Tyre characteristics				Rim widths[1] inches	Tube [2]	75% internal volume litres
			S mm	D mm	R' mm	R.C. mm			
18	280/80 -18 132A8 IND TL POWER CL (10.5/80 -18) Equiv 10PR	281778	288	902	413	2691	**9** W8, W9, 10, W10	438	80
	340/80 -18 143A8 IND TL POWER CL (12.5/80 -18) Equiv 12PR	610873	353	1006	452	2988	**11** 10, W10, W11, 12, 11SDC, 12SDC	828	99
20	280/80 -20 133A8 IND TL POWER CL (10.5/80 -20) Equiv 10PR	694767	287	947	435	2828	**9** W8, W9, W10, 10	542	86
	340/80 -20 144A8 IND TL POWER CL (12.5/80 -20) Equiv 12PR	495503	337	1045	474	3112	**11** 12, W10, W11, 11SDC, 12SDC, 10	664	135
	400/70 -20 149A8 IND TL (16.0/70 -20 & 405/70 -20) Equiv 16PR	346809	405	1065	480	3167	**13** 14, 12, 12SDC, 13SDC	664	129
24	400/70 -24 158A8 IND TL POWER CL (16.0/70 -24 & 405/70 -24) Equiv 20 PR	407878	418	1173	535	3473	**DW13** 14, DW14L, TW14L,13	664	216
	400/80 -24 156A8 IND TL POWER CL (15.5/80 -24) Equiv 16 PR	215398	414	1257	572	3746	**DW13** DW14L, 13, 14, TW14L	703	202

(1) The reference rim is shown in bold type.
(2) KLEBER tube code.

Pressure (bar) and (psi) – Load per tyre in kg

Bar *Psi*	1.00 *15*	1.20 *17*	1.60 *23*	2.00 *29*	2.40 *35*	2.80 *41*	3.20 *46*	3.60 *52*	3.80 *55*	4.00 *58*	4.20 *61*	4.40 *64*	4.60 *67*	4.80 *70*	5.00 *73*
Stat	1 840	2 025	2 390	2 760	3 130	3 495	3 865	4 230	4 415	4 600					
10 Cyc	1 200	1 320	1 560	1 800	2 040	2 280	2 520	2 760	2 880	3 000					
10	1 000	1 100	1 300	1 500	1 700	1 900	2 100	2 300	2 400	2 500					
25	850	935	1 105	1 275	1 445	1 610	1 780	1 950	2 035	2 120					
30	830	915	1 080	1 245	1 415	1 580	1 745	1 915	1 995	2 080					
40	800	880	1 040	1 200	1 360	1 520	1 680	1 840	1 920	2 000					
Stat	2 510	2 760	3 260	3 765	4 265	4 765	5 265	5 770	6 020	6 270					
10 Cyc	1 640	1 805	2 130	2 455	2 785	3 110	3 435	3 765	3 925	4 090					
10	1 360	1 495	1 770	2 045	2 315	2 590	2 865	3 135	3 275	3 410					
25	1 155	1 270	1 505	1 735	1 965	2 200	2 430	2 665	2 780	2 895					
30	1 130	1 245	1 470	1 695	1 925	2 150	2 375	2 605	2 715	2 830					
40	1 090	1 200	1 420	1 635	1 855	2 075	2 295	2 510	2 620	2 730					
Stat	1 900	2 090	2 470	2 845	3 225	3 605	3 985	4 360	4 550	4 740					
10 Cyc	1 240	1 365	1 610	1 855	2 105	2 350	2 595	2 845	2 965	3 090					
10	1 030	1 135	1 340	1 545	1 755	1 960	2 165	2 375	2 475	2 580					
25	870	960	1 135	1 310	1 485	1 660	1 835	2 010	2 095	2 185					
30	860	945	1 115	1 285	1 455	1 630	1 800	1 970	2 055	2 140					
40	820	905	1 070	1 235	1 400	1 565	1 730	1 895	1 975	2 060					
Stat	2 580	2 835	3 350	3 865	4 380	4 895	5 410	5 925	6 185	6 440					
10 Cyc	1 680	1 850	2 185	2 520	2 855	3 190	3 530	3 865	4 030	4 200					
10	1 400	1 540	1 820	2 100	2 380	2 660	2 940	3 220	3 360	3 500					
25	1 185	1 305	1 540	1 780	2 020	2 255	2 495	2 730	2 850	2 970					
30	1 160	1 275	1 510	1 745	1 975	2 210	2 445	2 675	2 795	2 910					
40	1 120	1 230	1 455	1 680	1 905	2 130	2 350	2 575	2 690	2 800					
Stat	2 990	3 290	3 890	4 485	5 085	5 685	6 285	6 880	7 180	7 480					
10 Cyc	1 950	2 145	2 535	2 925	3 315	3 710	4 100	4 490	4 685	4 880					
10	1 630	1 790	2 115	2 440	2 765	3 090	3 410	3 735	3 900	4 060					
25	1 380	1 520	1 795	2 070	2 345	2 620	2 895	3 170	3 305	3 445					
30	1 350	1 485	1 755	2 025	2 295	2 570	2 840	3 110	3 245	3 380					
40	1 300	1 430	1 690	1 950	2 210	2 470	2 730	2 990	3 120	3 250					
Stat	3 290	3 615	4 265	4 910	5 560	6 210	6 855	7 505	7 830	8 155	8 480	8 800	9 125	9 450	9 775
10 Cyc	2 145	2 355	2 780	3 200	3 625	4 050	4 470	4 895	5 105	5 320	5 530	5 740	5 950	6 165	6 375
10	1 790	1 965	2 320	2 670	3 025	3 375	3 730	4 080	4 260	4 435	4 610	4 785	4 960	5 140	5 315
25	1 515	1 665	1 965	2 260	2 560	2 860	3 160	3 460	3 610	3 760	3 905	4 055	4 205	4 355	4 505
30	1 485	1 630	1 925	2 220	2 510	2 805	3 100	3 395	3 540	3 685	3 835	3 980	4 125	4 275	4 420
40	1 430	1 570	1 855	2 135	2 415	2 700	2 980	3 265	3 405	3 545	3 685	3 825	3 970	4 110	4 250
Stat	3 680	4 050	4 785	5 520	6 255	6 990	7 730	8 465	8 830	9 200					
10 Cyc	2 400	2 640	3 120	3 600	4 080	4 560	5 040	5 520	5 760	6 000					
10	2 000	2 200	2 600	3 000	3 400	3 800	4 200	4 600	4 800	5 000					
25	1 695	1 865	2 205	2 545	2 885	3 220	3 560	3 900	4 070	4 240					
30	1 660	1 825	2 160	2 495	2 825	3 160	3 495	3 825	3 995	4 160					
40	1 600	1 760	2 080	2 400	2 720	3 040	3 360	3 680	3 840	4 000					

Stat : Static load at 0 km/h, stationary vehicle.
10 Cyc: Maximum speed 10 km/h with cyclic load.
10: Maximum speed 10 km/h
25: use on the road up to a maximum speed of 25 km/h.
30: work under torque and use on the road up to a maximum speed of 30 km/h.
40: use on the road up to a maximum speed of 40 km/h.

IMPORTANT: The inflation pressure is determined according to the load per tyre, the speed of travel and the work to be done.

Characteristics of Compact Line cross-ply tyres MICHELIN Power CL

Ø inches	Tyre sizes	CAI	Tyre characteristics S mm	D mm	R' mm	R.C. mm	Rim widths[1] inches	Tube [2]	75% internal volume litres
24	400/80 -24 162A8 IND TL POWER CL (15.5/80 -24) Equiv 20 PR	050267	414	1257	571	3743	**DW13** DW14L, 13, 14	703	202
	440/80 -24 168A8 IND TL POWER CL (17.0/80 -24 & 16.5/85 -24) Equiv 22PR	165629	460	1328	596	3944	**DW15L** DW14L, DW13, 14, TW14L	710	235
26	480/80 -26 160A8 IND TL POWER CL (18.4 -26) Equiv 14PR	755683	495	1438	646	4272	**DW16L** DW15L	716	303
28	440/80 -28 156A8 IND TL POWER CL (16.9 & 16.5/85 -28) Equiv 14PR	580712	445	1415	643	4215	**DW15L** DW14L, DW13	822	260
30	420/80 -30 155A8 IND TL POWER CL (16.9 -30) Equiv 14PR	577845	432	1432	656	4296	**DW15L** DW14L, DW13	754	244

(1) The reference rim is shown in bold type.
(2) KLEBER tube code.

Pressure (bar) and (psi) – Load per tyre in kg

Bar *Psi*	1.00 *15*	1.20 *17*	1.60 *23*	2.00 *29*	2.40 *35*	2.80 *41*	3.20 *46*	3.60 *52*	3.80 *55*	4.00 *58*	4.20 *61*	4.40 *64*	4.60 *67*	4.80 *70*	5.00 *73*
Stat	3 680	4 040	4 770	5 490	6 220	6 940	7 670	8 390	8 755	9 120	9 480	9 840	10 205	10 570	10 930
10 Cyc	2 400	2 635	3 110	3 580	4 055	4 530	5 000	5 475	5 710	5 950	6 185	6 420	6 655	6 895	7 130
10	2 000	2 195	2 590	2 985	3 380	3 775	4 165	4 560	4 760	4 955	5 150	5 350	5 545	5 745	5 940
25	1 695	1 860	2 195	2 530	2 865	3 200	3 530	3 865	4 035	4 200	4 365	4 535	4 700	4 870	5 035
30	1 660	1 825	2 150	2 480	2 810	3 135	3 465	3 790	3 955	4 120	4 285	4 450	4 610	4 775	4 940
40	1 600	1 760	2 070	2 390	2 700	3 020	3 330	3 650	3 805	3 960	4 120	4 280	4 435	4 590	4 750
Stat	4 340	4 765	5 620	6 475	7 330	8 185	9 035	9 890	10 320	10 745	11 170	11 600	12 025	12 455	12 880
10 Cyc	2 830	3 110	3 665	4 220	4 780	5 335	5 895	6 450	6 730	7 010	7 285	7 565	7 845	8 120	8 400
10	2 360	2 590	3 055	3 520	3 985	4 450	4 910	5 375	5 610	5 840	6 070	6 305	6 535	6 770	7 000
25	2 005	2 200	2 595	2 990	3 380	3 775	4 165	4 560	4 755	4 950	5 150	5 345	5 540	5 740	5 935
30	1 960	2 155	2 540	2 925	3 310	3 695	4 085	4 470	4 660	4 855	5 050	5 240	5 435	5 625	5 820
40	1 890	2 075	2 445	2 820	3 190	3 560	3 930	4 300	4 485	4 670	4 860	5 045	5 230	5 415	5 600
Stat	4 920	5 415	6 400	7 390	8 375	9 365	10 350								
10 Cyc	3 210	3 530	4 175	4 820	5 465	6 105	6 750								
10	2 670	2 940	3 475	4 015	4 555	5 090	5 630								
25	2 270	2 495	2 950	3 405	3 860	4 315	4 770								
30	2 220	2 445	2 890	3 340	3 785	4 235	4 680								
40	2 140	2 355	2 785	3 215	3 640	4 070	4 500								
Stat	4 370	4 810	5 685	6 565	7 445	8 320	9 200								
10 Cyc	2 850	3 135	3 710	4 280	4 855	5 425	6 000								
10	2 380	2 620	3 095	3 570	4 045	4 525	5 000								
25	2 015	2 215	2 620	3 025	3 430	3 835	4 240								
30	1 980	2 180	2 575	2 970	3 365	3 765	4 160								
40	1 900	2 090	2 475	2 855	3 235	3 620	4 000								
10 Cyc	2 760	3 040	3 595	4 150	4 705	5 260	5 815								
10	2 300	2 530	2 995	3 455	3 920	4 380	4 845								
25	1 950	2 145	2 540	2 930	3 325	3 715	4 110								
30	1 915	2 105	2 490	2 875	3 260	3 645	4 030								
40	1 840	2 025	2 395	2 765	3 135	3 505	3 875								

Stat : Static load at 0 km/h, stationary vehicle.
10 Cyc: Maximum speed 10 km/h with cyclic load.
10: Maximum speed 10 km/h.
25: use on the road up to a maximum speed of 25 km/h.
30: work under torque and use on the road up to a maximum speed of 30 km/h.
40: use on the road up to a maximum speed of 40 km/h.

IMPORTANT: The inflation pressure is determined according to the load per tyre, the speed of travel and the work to be done.

COMPACT LINE

Skid Steer...
The benchmark in traction on soft ground

MICHELIN BIBSTEEL ALL TERRAIN

NEW

Radial construction

TRACTION

STRENGTH

LONGEVITY

Skid Steer

Sizes

215/70 R15 TL 117A5 (27 x 8.5 R15)	265/70 R16.5 TL 128A5 (10 R16.5)	305/70 R16.5 TL 141A5 (12 R16.5)

MICHELIN
A better way forward

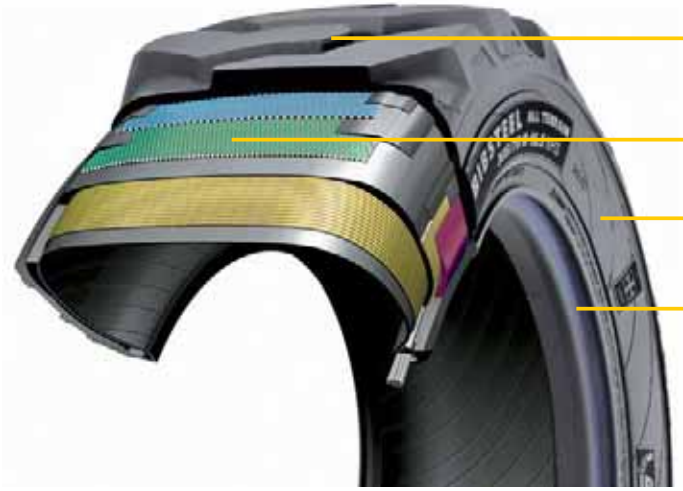

Very open tread for optimum traction and efficient self-cleaning.

3 metal plies.

Reinforced sidewalls for effective resistance to abrasion, perforation and impacts.

Scuff rib.

The new benchmark in traction on soft ground

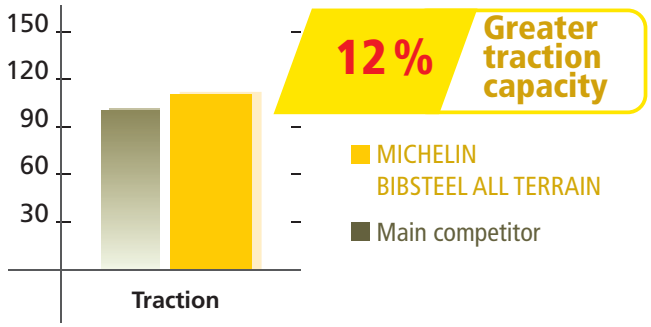

Source : MICHELIN test and research centre (Ladoux)

Strong enough to stand up to any test*

- Assured machine availability due to less downtime, and fewer punctures and perforations:

  - an all-steel radial casing for reinforced crown protection

  - robust shoulders and protected sidewalls thanks to three metal plies.

Outstanding longevity*

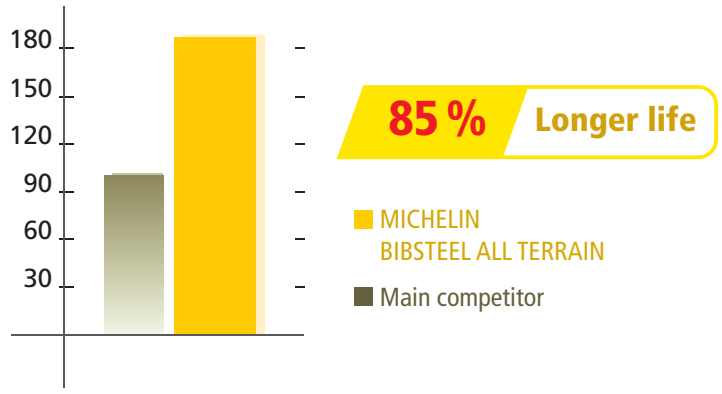

Source : MICHELIN test and research centre (Ladoux)

* Identical casing design to the radial market reference: MICHELIN Stabil'X XZSL

Characteristics of Compact Line radial tyres
MICHELIN BIBSTEEL ALL TERRAIN

Ø inches	Tyre sizes	CAI	Tyre characteristics				Rim widths[1] inches	Tube [2]	75% internal volume litres
			S mm	D mm	R' mm	R.C. mm			
15 NEW	215/70 R15 117A5 TL BIBSTEEL ALL TERRAIN [3] (27x8.50 R15) Equiv 6PR	699749	237	680	319	2068	**7**		26
16.5 NEW	265/70 R16.5 128A5 TL BIBSTEEL ALL TERRAIN (10 R16.5) Equiv 8PR	343353	270	773	350	2300	**8.25**		46
NEW	305/70 R16.5 141A5 TL BIBSTEEL ALL TERRAIN (12 R16.5) Equiv 10PR	972347	311	832	384	2487	**9.75**		64

[1] The reference rim is shown in bold type.
[2] KLEBER tube code.
[3] Under development. Please contact us for availability.

Pressure (bar) and (psi) – Load per tyre in kg

Bar *Psi*	1.50 *22*	1.60 *23*	1.80 *26*	2.00 *29*	2.20 *32*	2.40 *35*	2.60 *38*	2.80 *41*	3.00 *44*	3.20 *46*	3.40 *49*	3.50 *51*	3.60 *52*	3.70 *54*	3.80 *55*
Stat	1 165	1 205	1 290	1 375	1 455	1 540	1 620	1 705	1 790	1 870	1 955	1 995	2 035	2 080	2 120
Jus. 25	705	730	780	830	880	930	980	1 035	1 085	1 135	1 185	1 210	1 235	1 260	1 285
40	490	505	540	575	610	645	680	715	750	785	820	840	855	875	890
Stat	1 635	1 695	1 810	1 925	2 040	2 155	2 275	2 390	2 505	2 620	2 740	2 795	2 855	2 910	2 970
Jus. 25	990	1 025	1 095	1 165	1 235	1 305	1 375	1 450	1 520	1 590	1 660	1 695	1 730	1 765	1 800
40	680	705	755	800	850	900	950	995	1 045	1 095	1 145	1 165	1 190	1 215	1 240
Stat	2 340	2 425	2 590	2 755	2 920	3 085	3 255	3 420	3 585	3 750	3 920	4 000	4 085	4 165	4 250
Jus. 25	1 415	1 465	1 565	1 665	1 770	1 870	1 970	2 070	2 170	2 270	2 375	2 425	2 475	2 525	2 575
40	980	1 015	1 085	1 155	1 225	1 295	1 365	1 430	1 500	1 570	1 640	1 675	1 710	1 745	1 780

Stat : Static load at 0 km/h, stationary vehicle.
Jus. 25: Use up to 25 km/h.
40: use on the road up to a maximum speed of 40 km/h.

IMPORTANT: The inflation pressure is always determined according to the load per tyre, the speed of travel and the work to be done.

COMPACT LINE

Excavators, telescopic handlers and all-terrain forklifts

MICHELIN XF

Radial construction

Sizes

18 R19.5 TL 173A8/180A2
18 R22.5 TL 175A8/182A2

MICHELIN
A better way forward

Multi-use

- Radial construction with a very wide tread
- Single fitment may be used on both hard and soft surfaces
- Capacity for travelling at sustained high speed

Longer life

- Robust shoulders and protected crown
- Resistant to impact and abrasions

Comfort

- Continuous central tread band
- Operator comfort
- Machine protection

Increased productivity

- Deep, open tread pattern
- Efficient self-cleaning
- Excellent traction

Characteristics of Compact Line radial tyres
MICHELIN XF

Ø inches	Tyre sizes	CAI	Tyre characteristics S mm	D mm	R' mm	R.C. mm	Rim widths[1] inches	Tube [2]	75% internal volume litres
19.5	18 R19.5 173A8/180A2 TL XF	255201	452	1110	499	3331	**14.00**	19.5/20.5 UD [3]	165
22.5	18 R22.5 175A8/182A2 TL XF	255300	452	1192	539	3582	**14.00**	22.5 TAMD/ 22.5 TD [3]	191

[1] The reference rim is shown in bold type.
[2] KLEBER tube code.
[3] Michelin Truck inner tube code.

Pressure (bar) and (psi) – Load per tyre in kg

Bar *Psi*	3.50 *51*	3.80 *55*	4.00 *58*	4.40 *64*	4.80 *70*	5.20 *75*	5.60 *81*	6.00 *87*	6.20 *90*	6.40 *93*	6.60 *96*	6.80 *99*	7.00 *102*	7.20 *104*	7.50 *109*
Stat	6 580	7 060	7 380	8 025	8 665	9 310	9 950	10 590	10 915	11 235	11 555	11 875	12 200	12 520	13 000
10	4 050	4 345	4 545	4 940	5 335	5 730	6 125	6 520	6 715	6 915	7 110	7 310	7 505	7 705	8 000
20	3 585	3 850	4 020	4 370	4 720	5 070	5 420	5 770	5 950	6 120	6 300	6 470	6 650	6 820	7 085
30	3 420	3 670	3 840	4 170	4 505	4 840	5 175	5 510	5 675	5 840	6 010	6 175	6 340	6 510	6 760
35	3 355	3 600	3 765	4 090	4 420	4 745	5 075	5 400	5 565	5 730	5 895	6 055	6 220	6 385	6 630
40	3 290	3 530	3 690	4 010	4 335	4 655	4 975	5 295	5 455	5 615	5 780	5 940	6 100	6 260	6 500
Stat	6 980	7 490	7 830	8 515	9 195	9 880	10 560	11 240	11 585	11 925	12 265	12 605	12 950	13 290	13 800
10	4 300	4 615	4 825	5 245	5 665	6 085	6 505	6 925	7 135	7 345	7 555	7 765	7 975	8 185	8 500
20	3 805	4 085	4 270	4 640	5 010	5 385	5 755	6 125	6 315	6 500	6 685	6 870	7 055	7 240	7 520
30	3 635	3 900	4 080	4 435	4 785	5 140	5 495	5 850	6 030	6 205	6 380	6 560	6 735	6 915	7 180
35	3 560	3 820	3 995	4 345	4 690	5 040	5 385	5 735	5 910	6 085	6 255	6 430	6 605	6 780	7 040
40	3 490	3 745	3 915	4 255	4 600	4 940	5 280	5 620	5 790	5 960	6 135	6 305	6 475	6 645	6 900

Stat : Static load at 0 km/h, stationary vehicle.
10: Maximum speed 10 km/h without high and sustained torque.
20: Maximum speed 20 km/h.
30: Use under torque and travel on the road at up to 30 km/h.
35: use on the road up to a maximum speed of 35 km/h.
40: use on the road up to a maximum speed of 40 km/h.

IMPORTANT: The inflation pressure is always determined according to the load per tyre, the speed of travel and the work to be done

COMPACT LINE

Mini loader tyres for hard, abrasive surfaces

MICHELIN XZSL

Radial construction

RESISTANCE

LONGEVITY

COMFORT

Mini loaders

Backhoe loaders

Sizes

335/80 R18 TL 151A2/139B
335/80 R20 TL 153A2/141B
375/75 R20 TL 155A2/143B
405/70 R20 TL 155A2/143B
425/75 R20 TL 167A2/155B

MICHELIN
A better way forward

Excellent resistance to damage

- Assured machine availability through less downtime, fewer punctures or perforations thanks to its chunky tread, a steel reinforced crown, robust shoulders and protected sidewalls.

Exceptional machine output

- A very long service life due to better protection against impacts and abrasions, thanks to a deep tread pattern, large shoulder blocks, a continuous central tread band and optimised rubber compounds.

Increased productivity

- The certainty that your machine will go almost anywhere,
- Exceptional mobility thanks to a deep, non-directional tread and offset blocks on the shoulders and sidewalls.

Characteristics of Compact Line radial tyres
MICHELIN XZSL

Ø inches	Tyre sizes	CAI	Tyre characteristics				Rim widths[1] inches	Tube [2]	75% internal volume litres
			S mm	D mm	R' mm	R.C mm			
18	335/80 R18 151A2/139B TL XZSL (12.,5 R18)	122999	337	995	455	3020	**11** W10, 11SDC	828	105
20	335/80 R20 153A2/141B TL XZSL (12.5 R20)	792581	337	1068	487	3235	**11** W10, 11SDC	444	110
	375/75 R20 155A2/143B TL XZSL (14.5 R20)	122989	395	1067	489	3241	**11**	664	122
	405/70 R20 155A2/143B TL XZSL (16.0/70 R20)	753584	418	1103	504	3314	**13** 11, 11SDC, 12, 12SDC, 13SDC	664	150
	425/75 R20 167A2/155B TL XZSL (16.5/75 R20)	122979	434	1142	510	3439	**13** 11, 11SDC, 13SDC, 12	829	180

[1] The reference rim is shown in bold type.
[2] KLEBER tube code.

Pressure (bar) and (psi) – Load per tyre in kg

Bar *Psi*	1.00 *15*	1.20 *17*	1.40 *20*	1.60 *23*	1.80 *26*	2.00 *29*	2.20 *32*	2.40 *35*	2.60 *38*	2.80 *41*	3.00 *44*	3.20 *46*	3.40 *49*	3.60 *52*	3.80 *55*
Stat	2 415	2 635	2 860	3 080	3 300	3 525	3 745	3 970	4 190	4 410	4 635	4 855	5 075	5 300	5 520
10	1 510	1 650	1 785	1 925	2 065	2 205	2 340	2 480	2 620	2 755	2 895	3 035	3 175	3 310	3 450
25	1 240	1 355	1 470	1 585	1 700	1 815	1 930	2 040	2 155	2 270	2 385	2 500	2 615	2 730	2 845
30	1 210	1 320	1 430	1 540	1 655	1 765	1 875	1 985	2 095	2 205	2 315	2 430	2 540	2 650	2 760
40	1 090	1 190	1 290	1 395	1 495	1 595	1 695	1 800	1 900	2 000	2 100	2 200	2 305	2 405	2 505
50	1 060	1 160	1 255	1 355	1 450	1 550	1 645	1 745	1 845	1 940	2 040	2 135	2 235	2 330	2 430
Stat	2 560	2 795	3 030	3 265	3 495	3 730	3 965	4 200	4 435	4 670	4 905	5 135	5 370	5 605	5 840
10	1 600	1 745	1 895	2 040	2 185	2 330	2 480	2 625	2 770	2 920	3 065	3 210	3 355	3 505	3 650
25	1 320	1 440	1 565	1 685	1 805	1 925	2 050	2 170	2 290	2 415	2 535	2 655	2 775	2 900	3 020
30	1 280	1 395	1 515	1 630	1 750	1 865	1 985	2 100	2 215	2 335	2 450	2 570	2 685	2 805	2 920
40	1 165	1 270	1 380	1 485	1 590	1 695	1 805	1 910	2 015	2 125	2 230	2 335	2 440	2 550	2 655
50	1 130	1 235	1 335	1 440	1 545	1 650	1 750	1 855	1 960	2 060	2 165	2 270	2 375	2 475	2 580
Stat	2 720	2 970	3 220	3 470	3 715	3 965	4 215	4 465	4 715	4 965	5 215	5 460	5 710	5 960	6 210
10	1 700	1 855	2 010	2 165	2 325	2 480	2 635	2 790	2 945	3 100	3 255	3 415	3 570	3 725	3 880
25	1 390	1 520	1 650	1 775	1 905	2 035	2 165	2 290	2 420	2 550	2 680	2 810	2 935	3 065	3 195
30	1 360	1 485	1 610	1 735	1 855	1 980	2 105	2 230	2 355	2 480	2 605	2 725	2 850	2 975	3 100
40	1 225	1 340	1 450	1 565	1 680	1 790	1 905	2 020	2 130	2 245	2 355	2 470	2 585	2 695	2 810
50	1 190	1 300	1 410	1 520	1 630	1 740	1 850	1 960	2 070	2 180	2 290	2 400	2 510	2 620	2 730
Stat	2 720	2 970	3 220	3 470	3 715	3 965	4 215	4 465	4 715	4 965	5 215	5 460	5 710	5 960	6 210
10	1 700	1 855	2 010	2 165	2 325	2 480	2 635	2 790	2 945	3 100	3 255	3 415	3 570	3 725	3 880
25	1 390	1 520	1 650	1 775	1 905	2 035	2 165	2 290	2 420	2 550	2 680	2 810	2 935	3 065	3 195
30	1 360	1 485	1 610	1 735	1 855	1 980	2 105	2 230	2 355	2 480	2 605	2 725	2 850	2 975	3 100
40	1 225	1 340	1 450	1 565	1 680	1 790	1 905	2 020	2 130	2 245	2 355	2 470	2 585	2 695	2 810
50	1 190	1 300	1 410	1 520	1 630	1 740	1 850	1 960	2 070	2 180	2 290	2 400	2 510	2 620	2 730
Stat	3 825	4 175	4 525	4 875	5 225	5 575	5 925	6 270	6 620	6 970	7 320	7 670	8 020	8 370	8 720
10	2 390	2 610	2 825	3 045	3 265	3 485	3 700	3 920	4 140	4 355	4 575	4 795	5 015	5 230	5 450
25	1 990	2 170	2 355	2 535	2 720	2 900	3 085	3 265	3 445	3 630	3 810	3 995	4 175	4 360	4 540
30	1 910	2 085	2 260	2 435	2 610	2 785	2 960	3 135	3 310	3 485	3 660	3 835	4 010	4 185	4 360
40	1 750	1 910	2 070	2 230	2 390	2 550	2 710	2 870	3 035	3 195	3 355	3 515	3 675	3 835	3 995
50	1 700	1 855	2 010	2 165	2 325	2 480	2 635	2 790	2 945	3 100	3 255	3 415	3 570	3 725	3 880

Stat : Static load at 0 km/h, stationary vehicle.
10 : Maximum speed 10 km/h without high and sustained torque.
25 : Use under torque and travel on the road at up to 25 km/h.
30 : Use under torque and travel on the road at up to 30 km/h.
40 : Use on the road at up to 40 km/h
50 : Use on the road at up to 50 km/h.

IMPORTANT : The inflation pressure is always determined according to the load per tyre, the speed of travel and the work to be done

COMPACT LINE

Skid Steer...
For hard, abrasive ground

MICHELIN BIBSTEEL
HARD SURFACE

Radial construction

NEW

RESISTANCE

LONGEVITY

COMFORT

Skid Steer

Sizes

265/70 R16.5 TL 128A5 **(10 R16.5)**	**305/70 R16.5 TL** 141A5 **(12 R16.5)**

MICHELIN
A better way forward

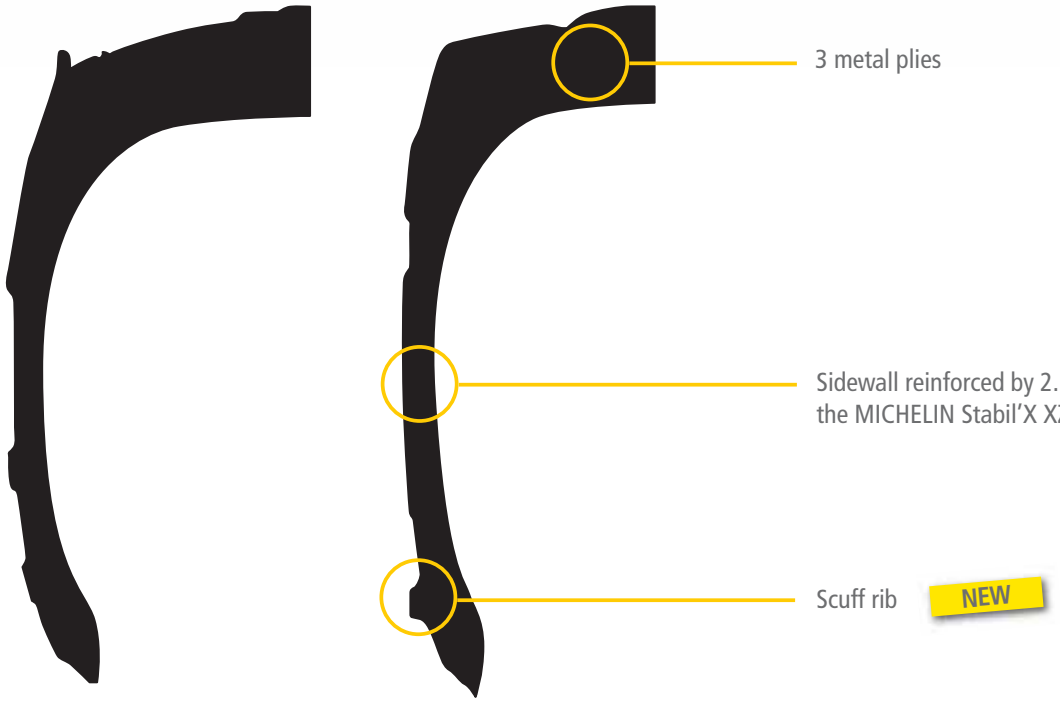

MICHELIN STABIL'X XZSL MICHELIN BIBSTEEL HARD SURFACE

Successor to the MICHELIN Stabil'X XZSL

- Market leader in terms of wear life and resistance to perforation.

Resistance to impact and punctures

- 2.5 mm thicker sidewall compared with the MICHELIN Stabil'X XZSL
- Scuff rib NEW

Wear life on abrasive ground

- All-steel radial casing with 3 metal plies.
- Equivalent tread performance to the MICHELIN Stabil'X XZSL.
- Increased sidewall strength.

Characteristics of Compact Line radial tyres
MICHELIN BIBSTEEL HARD SURFACE

Ø inches	Tyre sizes	CAI	Tyre characteristics				Rim widths[1] inches	Tube [2]	75% internal volume litres
			S mm	D mm	R' mm	R.C mm			
16.5	265/70 R16.5 128A5 TL BIBSTEEL HARD SURFACE [3] (10 R16.5) Equiv 8PR	381539	266	773	361	2335	**8.25**		45
NEW	305/70 R16.5 141A5 TL BIBSTEEL HARD SURFACE (12 R16.5) Equiv 10PR	384408	312	831	384	2495	**9.75**		64

(1) The reference rim is shown in bold type.
(2) KLEBER tube code.
(3) Under preparation. Please contact us for availability.

Pressure (bar) and (psi) – Load per tyre in kg

Bar *Psi*	1.50 *22*	1.60 *23*	1.80 *26*	2.00 *29*	2.20 *32*	2.40 *35*	2.60 *38*	2.80 *41*	3.00 *44*	3.20 *46*	3.40 *49*	3.50 *51*	3.60 *52*	3.70 *54*	3.80 *55*
Stat	1 635	1 695	1 810	1 925	2 040	2 155	2 275	2 390	2 505	2 620	2 740	2 795	2 855	2 910	2 970
Jus. 25	990	1 025	1 095	1 165	1 235	1 305	1 375	1 450	1 520	1 590	1 660	1 695	1 730	1 765	1 800
40	680	705	755	800	850	900	950	995	1 045	1 095	1 145	1 165	1 190	1 215	1 240
Stat	2 340	2 425	2 590	2 755	2 920	3 085	3 255	3 420	3 585	3 750	3 920	4 000	4 085	4 165	4 205
Jus. 25	1 415	1 465	1 565	1 665	1 770	1 870	1 970	2 070	2 170	2 270	2 375	2 425	2 475	2 525	2 575
40	980	1 015	1 085	1 155	1 225	1 295	1 365	1 430	1 500	1 570	1 640	1 675	1 710	1 745	1 780

Stat : Static load at 0 km/h, stationary vehicle.
Jus. 25: Use up to 25 km/h.
40: use on the road up to a maximum speed of 40 km/h.
.

IMPORTANT : The inflation pressure is always determined according to the load per tyre, the speed of travel and the work to be done.

MICHELIN
A better way forward

Tubes

Seat Ø	Marking	Valve designation	Valve offcentring	Code	CAI
6	3.50 + 4.00 - 6	SC29		826	158611
8	4.00 - 8 (16 - 4)	SCH40		360	125528
12	4.00 - 12	746*	13	12C13*	125674*
	7.00 - 12	TR15		389	101397
15	4.00 - 15	746*	15	15CB13*	125682*
	5.00 + 6.70 - 15	746*	22	15F13*	125622*
15.3	10.0/75 + 11.5/80 + 12.5/80 - 15.3	TR15	80	463	170029
16	4.50 - 16	TR13		420	101467
	5.50 + 6.00 - 16	TR15	60	182	170010
	6.00 + 6.50 - 16	TR218A	60	313	039318
	6.50 + 7.00 - 16	TR15	65	311	170014
	7.50 - 16	TR15	70	317	170016
	7.50 + 210/80 - 16	TR218A	70	431	170000
	10.00 + 11.00 + 11L - 16	TR218A	90	485	170030
	10.5/65 + 275/65 + 320/65 - 16	TR218A	65	827	813635
	11 LR + 260/70 + 280/70 - 16	TR218A	65	184	171108
18	7.50 - 18	TR218A	70	440	170001
	7.50 - 18	TR15	70	441	170023
	10.5/80 + 260/70 + 275/65 + 275/80 + 280/70 + 280/80 - 18	TR218A	70	438	171109
	12.0 + 12.5 + 13/65 + 320/65 + 335/65 + 340/65 + 340/80 - 18	TR15	80	828	057866
	12.5/80 + 335/80 + 340/80 - 18	TR218A	90	444	170025
19	4.00 + 4.50 - 19	TR13		446	101417
	6.00 - 19	TR15	50	452	170026
20	6.50 - 20	TR15	16	20H15**	101093
	7.50 - 20	TR218A	65	655	170004
	7.50 + 190 - 20	TR15	60	660	170033
	8.3 + 9.5 + 260/70 - 20 + 280/70 - 20	TR218A	65	533	171110
	10.5 + 11.2 + 275/80 + 280/80 + 300/70 + 320/70 - 20	TR218A	90	542	171111
	12.4 + 12.5/80 + 320/85 + 335/80 + 340/80 - 20	TR218A	90	444	170025
	12.5 + 14.5 + 340/75 + 335/80 + 340/80 + 360/70 + 375/75 + 380/75 + 400/70 + 405/70 - 20	TR218A	90	664	171112
20.5	20.5 + 525/65 - 20.5	1964	75	19.5/20.5UD**	101280
	24 - 20.5	1837	100	20.5 WAMD**	101331
24	8.3 + 9.5 + 250/85 - 24	TR218A	70	686	170035
	11.2 + 280/85 + 12.4 + 320/70 + 320/85 + 360/70 - 24	TR218A	85	692	170037
	13.6 + 14.5 LR + 340/85 + 380/70 + 420/65 - 24	TR218A	85	700	170039
	14.9 + 380/85 + 400/70 + 400/80 + 420/70 + 440/65 - 24	TR218A	127	703	171114
	16.9 + 17.5 LR + 19.5 LR + 420/85 + 440/70 + 440/80 - 24 445/70 + 460/70 + 480/65 + 480/70 + 495/70 + 500/70 + 540/65 - 24	TR218A	100	710	170042
26	18.4 + 480/80 + 520/70 + 580/70 - 26	TR218A	90	716	170047
	23.1 + 580/70 + 620/70 + 620/75 - 26	TR218A	110	830	823746
	620/70 - 26	TR218A	110	717	101447

* Car Tube ** Truck Tube

For fitting tubes in MICHELIN tyres, we recommend the KLEBER range of tubes listed above.

Seat Ø	Marking	Valve designation	Valve offcentring	Code	CAI
28	11.2 + 280/85 - 28	TR218A	65	725	170050
	12.4 + 320/85 + 360/70 - 28	TR218A	85	726	170051
	13.6 + 14 LR + 340/85 + 380/70 + 420/65 - 28	TR218A	85	732	170053
	14.9 + 380/85 + 420/70 + 440/65 - 28	TR218A	85	821	170148
	16.9 + 19.5 LR + 420/85 + 440/80 - 28 480/65 + 480/70 + 540/65 - 28	TR218A	120	822	170149
	600/65 + 600/70 - 28	TR218A	110	717	101447
30	14.9 + 380/85 + 420/70 - 30	TR218A	90	734	170054
	16.9 + 420/80 + 420/85 + 420/90 + 480/70 + 540/65 - 30	TR218A	95	754	170058
	18.4 + 460/85 + 520/70 - 30	TR218A	95	757	170060
32	24.5 + 30.5 + 650/75 + 680/75 + 800/65 + 900/60 - 32	TR218A	170	831	664520
34	16.9 + 380/85 + 420/85 + 480/70 + 540/65 - 34	TR218A	95	704	171115
	18.4 + 460/85 + 500/70 + 520/70 + 540/70 + 600/65 - 34	TR218A	100	823	170150
	24.5 + 710/75 - 34	TR218A	180	765	101429
36	11.2 + 12.4 + 270/95 + 320/85 - 36	TR218A	65	779	170072
	13.6 + 340/85 - 36	TR218A	80	780	170073
38	13.6 + 340/85 - 38	TR218A	90	795	170079
	16.9 + 420/85 + 480/70 - 38	TR218A	95	786	170076
	18.4 + 460/85 + 520/70 + 540/65 - 38	TR218A	100	824	170151
	20.8 + 520/85 + 580/70 + 600/65 + 620/70 + 650/65 - 38	TR218A	105	825	170152
	650/75 + 650/85 + 710/70 - 38	TR218A	105	804	170088
42	16.9 + 18.4 + 480/80 - 42	TR218A	90	801	170084
	20.8 + 520/85 + 620/70 + 650/65 - 42	TR218A	140	802	170006
46	14.9 + 380/90 + 420/80 + 420/85 - 46	TR218A	80	835	203376
	18.4 + 20.8 + 480/80 + 520/85 - 46	TR218A	100	834	835129
50	320/90 - 50	TR218A	70	816	170007
52	12.4 + 300/95 - 52	TR218A	70	816	170007
54	11.2 + 270/95 + 320/90 - 54	TR218A	70	816	170007

* Car Tube ** Truck Tube

O-ring seal for very high volume tyres

Reference	Size	Note	CAI
R 1681	O-ring seal OR 6.6 - 20	For 3 pieces 20" rims	553215
R 1438	O-ring seal OR 2 - 25	For 3 pieces 25" rims	553201
R 2052	O-ring seal OR 2 - 32	For 3 pieces 32" rims	553055

For O-rings, the designation is as follows:
- OR: O Ring
- The first number refers to the seal section.
This is a whole number expressed as an 8th of an inch (e.g., 2 = 2/8")
- The second number refers to the seat diameter and is a whole number expressed in inches.

Rims and valves

Rim type	Dimensions	F mm	H mm	P mm
5° standard drop center rim	2.50 C	63.5	16.5	
	3.00 D	76	18	
	3.50 D	89		
	4.00 E	101.5	20	18
	4.50 E	114.5		
	5.00 E	127		23.5
	5.375 I	136.5	16	23
	5.50 F	140	22.5	23.5
	6.00 F	152.5		
	6.50 F	165		
	9	228.5	25.5	27
	11	279.5		31.5
	12	305		
	13	330		
	14	355.5		
15° taper seat drop center rim	10.50	266.7	12.7	44
	11.75	298.5		
	12.25	311		
	13.00	330		
	14.00	355.5		
	15.00	381		
	16.00	406.5		
	AG 16.00	406.5		
	17.00	432		
	18.00	457		
	20.00	508		
	AG 20.00	508		
	AG 24.00	609.5		
	AG 28.00	711		
SDC rim	11	279.5	25.5	
	12	305		
	13	330		
	36.0 TH	914.4	38.1	
	36.00 VA	914.4	43.1	
W rim	W 6	152.4	22.2	23.8
	W 7	177.8		
	W 8	203.2		
	W 8L	203.2		27
	W 9	228.6	25.4	
	W 10	254		
	W 10L	254	22.2	
	W 11	279.4	25.4	
	W 12	304.8		
	W 13	330.2		
	W 14L	355.6		
	W 15L	381		33
	W 16L	406.4		
	W 18L	457.2		

AIR / WATER core

O-ring n°3 (ref. 4013)

Ref. 1139

Rim type	Dimensions	F mm	H mm	P mm
DW rim	DW 10	254	25.4	27
	DW 11	279.4		
	DW 12	304.8		
	DW 13	330.2		
	DW 14L	355.6		36.5
	DW 15L	381		
	DW 16L	406.4		50.8
	DW 17L	431.8		
	DW 18L	457.2		
	DW 20B	508	28.6	
	DW 21B	533.4		
	DW 23B	584.2		
	DW 24B	609.5		
	DW 25B	635		
	DW 27B	686		
	DW 28B	711		
	DW 30B	762		
TW rim	TW 13	330	25.5	27
	TW 14L	355.5		36.5
	TW 15L	381		
	TW 16L	406.5		50.8
	TW 18L	457		
	TW 20B	508	29	
	TW 21B	533.5		
	TW 23B	584		
	TW 24B	609.5		
	TW 25B	635		
	TW 27B	686		
	TW 28B	711		
	TW 30B	762		
DD rim	DD 15L	381	41	36.5
	DD 16L	406.5		50.5
	DD 18L	457		
MW rim	MW 20	508	29	50.8
	MW 23	584		
	MW 25	635		
DH27B rim	DH 27B	686	29	54

DW-A rims have been replaced by DW-B rims. They are identical and completely interchangeable.

AGRICULTURAL VALVE	Michelin Ref.	L mm	Ø Val. hole	ETRTO
TR 218 A 15.7 DR 47 Air/Water	R.1224	47.5	15.7	V7.01.1
TR 618 A 15.7 DR 47 Air/Water	R.1840	47.5	15.7	V5.01.1

AIR / WATER valve

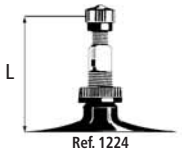

Ref. 1224

AIR / WATER tubeless valve

Joint c/c

The original core can be replaced by core **Ref. 1139** **Ref. 1840**

TR 618 A Ø 15,7 mm

F = Internal width - H = Flange height (+/- 1 mm) - P = Seat width

MICHELIN
A better way forward

Rim size information for the MICHELIN AXIOBIB, MICHELIN XMCL and MICHELIN MULTIBIB ranges

CAI	Designation	Recommended rims	Additional rims accepted in aftermarket ONLY
37489	IF 710/75 R42 176D TL AXIOBIB	**DW25B** (A), MW25B (A)	DW23B (A), MW23B (A)
711975	IF 650/65 R34 161D TL AXIOBIB	**DW25B** (A)	DW21B (A)
244268	460/70 R24 159A8/159B IND TL XMCL (17.5 LR24) Equiv 18PR	**DW15L** DW14L, DW16L, 14, 16, TW14L	W-profile rim
097057	540/65 R24 140D TL MULTIBIB	**DW16L** W16L, W18L, DW18L	W15L "This special dispensation applies only to tractor models on the market earlier than 2008".
792274	540/65 R28 142D TL MULTIBIB		
223153	540/65 R30 143D TL MULTIBIB		
712064	540/65 R34 145D TL MULTIBIB		
114518	540/65 R38 147D TL MULTIBIB		
292904	650/65 R38 157D TL MULTIBIB	**DW20B** (A)	W18L "This special dispensation applies only to tractor models on the market earlier than 2008".
167733	650/65 R42 158D TL MULTIBIB		
236234	1050/50 R32 178A8 TL MEGAXBIB M28	**36.00VA**	DW36B (A)
050072	1050/50 R32 178A8/172D TL MEGAXBIBT2		

Additional information on ETRTO standards relative to rims:
The ETRTO (Europe) standard states that where a "W" rim is specified, a "DW" rim is also accepted.

Instructions for fitting and removing tyres

Tyre fitting and removal can be dangerous. This work should be done only by trained and qualified staff, using proper tools and procedures. Use a compressed air supply fitted with a pressure regulator.
Failure to comply with these instructions and procedures may result in incorrect fitting of the tyre on the rim, damaged tyres and which may cause the tyre to burst, with the danger of serious physical injury or death.

Removing the tyre from the rim

1. Never try to unseat the beads of an inflated tyre.
2. Always remove the valve core.

- check before unseating that the tyre is completely deflated,
- never use tools that could damage the sidewalls or the beads of the tyre,
- unseat the beads starting from the tyre removal slots if the tyre is equipped with them,
- to make the tyre easier to remove and protect the beads, particularly in the case of a puncture, lubricate the rim seats and the tyre beads,
- if a rim shows visible damage, the tyre should be deflated before the wheel is removed.

Preparation for fitting

1. Before fitting, make sure that the rim, the tyre and the tube are compatible.
Check that:

- the tyre is suitable for the vehicle or machine
- the seat diameter of the rim is exactly the same as the seat diameter of the tyre to be fitted. (E.g.: 18.4 30, Rim: DW 16L x 30)
- fitting the tyre on this rim is authorised (see characteristics in the Manufacturer's literature).

Warning: there are some rims whose seat diameter is 15.3", never fit 15" tyres on these. Similarly, never try to fit 16" tyres on 16.1" and 16.5" diameter rims.

2. Before fitting the tyre on a rim that has previously been in service

- the rim must be clean and in good condition (not damaged in any way)
- if necessary, clean the rim thoroughly with a wire brush.
- never fit a tyre on to a rim that shows cracks, significant distortion, evidence of welded repair…

3. If the tyre is part worn, it needs to be carefully examined inside as well as outside in order to identify any damage which may be present.

- if it shows signs of deterioration or damage deemed by a specialist to be beyond repair, scrap the tyre.

4. If fitting with a tube, always use the correct new tube for the tyre size compatible (tyre size marked on tubes).

Never fit an inner tube in a damaged or repaired rim, or in a rim finished in such a way that a tube should not be fitted.

When fitting tubeless tyres on tubeless rims without a tube, always use a new tubeless valve.

5. Always use tools in good condition not sharp and suitable for the tyres and rims (bead unseating tool, tyre lever machine foot).

In the case of wide or large volume tyres, we recommend the use of a hydraulic or mechanical bead unseating tool to assist with fitting of the second bead. Before fitting, lubricate the rim and the tyre beads. Apply a thin film of lubricant on the parts identified in the sketch. On the outside of the beads, the lubricant must extend 5 cm above the rim flange.

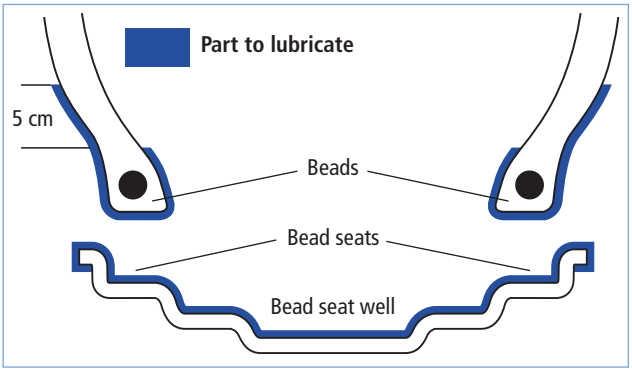

Vertical fitting of the tyre on the rim

1. Position the valve or valve hole at the bottom.

2. If there is a valve symbol on the sidewall of the tyre, position the tyre so that the symbol is as close as possible to the valve or the valve hole in the rim.

3. Fit the tyre on the rim so that the first bead of the tyre comes into position against the rim flange (if applicable, observe the correct direction of rotation indicated on the tyre by an arrow)

4. Using a suitable lever and by repeated applications every 10 cm:

- get the first bead over the rim flange

Then:

- position the slightly inflated tube inside the tyre (when fitting with an inner tube)
- secure the valve, tightening the nut moderately.

For the second bead :

- lever it progressively over the rim flange
- finish at the valve.

Removal and fitting instructions (cont.)

5. Tyre centring, seating the beads

- lower the jack slightly to optimise tyre centring,
- with the valve core removed,
- inflate slowly and not excessively for better seating of the beads,
- ensure that the beads do not pinch the tube,
- inflate to a maximum of 2.5 bar to ensure that the beads are seated correctly.

Inflation and seating of the beads

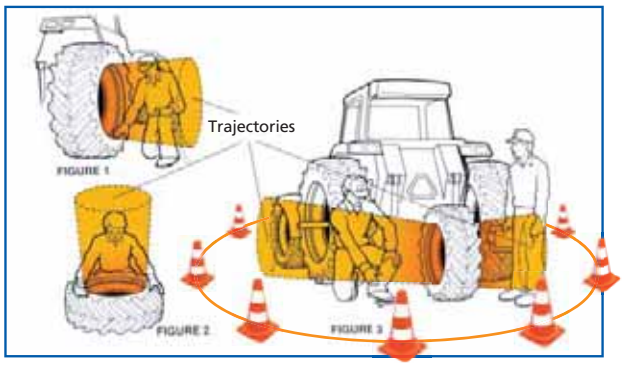

1. Think safety :

- containment for the tyre assembly (safety cage if possible)
- safety glasses
- safety shoes
- ear defenders

If no safety cage or bar is available,
the operator must move as far away as possible from the tyre and rim.

Warning: stay out of the trajectory areas as indicated by the shaded area (figures 1,2,3) to avoid any risk of physical injury in case of an accident.

To make sure that you are working in the safest possible conditions, use an air gun connected to the valve by an extension pipe at least 3 metres long equipped with an in-line calibrated pressure gauge and clip-on air chuck on the valve side in good working order **(never lock the inflator handle)**.

2. In particular,make sure that: :

- the beads are correctly seated and centred in relation to the rim flange, inflate to a maximum of 2.5 bar when seating the beads.

If the beads are not correctly seated:

- deflate, lubricate again and inflate to a pressure of 2.5 bar
- repeat these operations **as many times as necessary** until the beads are seated correctly

To get the beads fitted and seated on the rim seats
INFLATE TO 2.5 BAR WITHOUT EXCEEDING THIS PRESSURE

The picture opposite shows the maximum inflation pressure allowed for seating the beads. This symbol is to be found on each sidewall of the tyre.

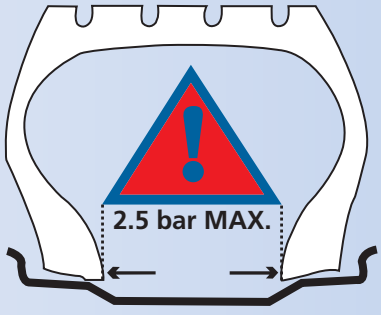

MICHELIN
A better way forward

Once all the previous operations have been correctly done:

- Refit the valve core,
- tighten the valve nut by hand, if a tube is used
- reduce the operating pressure according to the load tables shown in the manufacturer's literature for load and speed use,
- fit a valve cap every time, as this is the only thing which ensures that the valve remains clean and airtight.

In the case of horizontal fitting (we do not recommend this, as it is impossible to see if the lower bead is correctly seated), we advise the following additional precautions:

- **Initially, do not exceed a maximum pressure of 0.7 bar (10 psi) (to establish an airtight seal),**
- the tyre and rim unit must be lifted up and placed in a safety cage or, failing this, lean the upper part against a wall, **never against a door or a flimsy partition**.
- Obey the inflation instructions relating to vertical fitting (figures 1, 2 and 3, page 97).

Note: all radial tyres used at low inflation pressure must be fitted to high quality rims.

INSTRUCTIONS FOR USE
Correct inflation
=
✓ Comfort ✓ Grip ✓ Minimised compaction
✓ Long life ✓ Optimum performance

Before tyres go into service

- When transporting machines (by road, rail or sea), we recommend inflating the tyres to 1.8 bar (26 p.s.i.) to avoid any possible damage caused by certain mooring systems.
- When the machine is put into service, it is essential that the tyre pressures are correctly set to suit the load carried by the tyre and the actual conditions of use (see load/pressure tables in this document).

Special cases

• Liquid ballasting

In some special cases, if we want to increase the static adhesive weight or lower the centre of gravity of the machine, **both in Tubeless and in Tube Type**, one way is to ballast the tyres with liquid.

Removal and fitting instructions (cont.)

Agricultural tyre valves are of the "air and water" type, which means that the tyre can be filled to a maximum of 75% (diagram 1) with liquid (water + anti-freeze). (75% volume in the technical pages).

In Winter, the temperature may fall below 0°C, so a Glycol-based anti-freeze must be used. Fill the inner tube or the Tubeless tyre with liquid up to the valve (valve placed near the top), letting the air escape at the same time (diagram 2). Inflation and pressure are adjusted by air.

As the volume of air which provides the pressure in the tyre is small (about 25% of the volume), regular pressure checks are essential. We recommend checking the pressure every month.

- **When liquid-ballasting Tubeless tyres:**
  - Fit the tyre and seat the beads ; see method for "Inflating and seating the beads" (page 97),
  - Deflate the tyre to a low pressure (about 0.5 bar),
  - Position the valve at the top,
  - Ballast the tyre with liquid (water + anti-freeze) up to a maximum of 75 % of the tyre's volume, evacuating the air at the same time (diagram 2)
  - Finish by inflating with air and adjust the pressure, to suit load and speed for use.

1

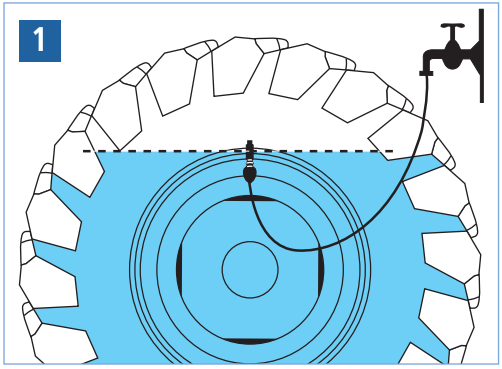

2

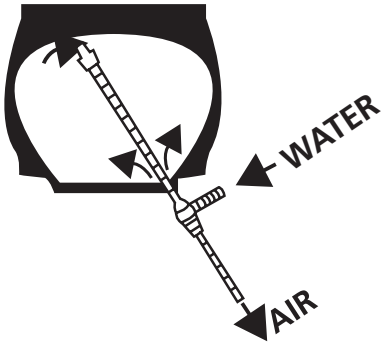

Storage

For correct storage, tyres must be kept in a clean, dry and well-ventilated area, out of direct sunlight and well away from any sources of ozone (electric motors, transformers, arc welding sets, etc.) They must be kept away from any chemicals, solvents or hydrocarbons likely to alter the nature of the rubber, and away from any object which might penetrate the rubber (pointed or sharp metal objects, etc.).
Keep away from naked flames or incandescent bodies. During periods of storage, agricultural tyres and inner tubes must be kept in such a way as to avoid any distortion due to tension or compression, fitted and inflated if they are stacked.
Remove as much ballast as possible from tyres fitted on vehicles and inflate to 0.5 bar above the normal pressure of use.

Never store loose tyres or complete wheels removed from the vehicle in direct contact with the ground for a long period of time.

You are advised to wear protective gloves when handling tyres and wheels.

ATTENTION

- Never heat, weld, solder or braze a rim or wheel with the tyre fitted.
Always remove the tyre from the rim before carrying out any repairs.
- Always use the Michelin pressure chart to identify the correct pressure for use.
- Under-inflation causes exaggerated distortion of the casing and leads to the tyre becoming unfit for service prematurely.
- Over-inflation reduces the contact patch, causes a loss of grip and makes the tyre more susceptible to impacts and cuts.
- If the loads are less than those indicated in out load/pressure charts, never go below the minimum pressure of the tyre.

Customised advice

Machine : ..... N° : .....

Tool 1 : .....

Tyre ref. : ..... size : ..... Pressure : .....

Tyre ref. : ..... size : ..... Pressure : .....

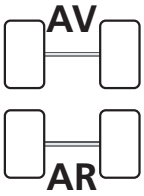

Tool 2 : .....

Tyre ref. : ..... size : ..... Pressure : .....

Tyre ref. : ..... size : ..... Pressure : .....

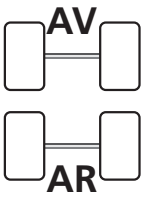

Tool 3 : .....

Tyre ref. : ..... size : ..... Pressure : .....

Tyre ref. : ..... size : ..... Pressure : .....

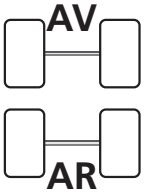

Trailer : .....

Tyre ref. : .....
size : .....
Pressure : .....

Tyre ref. : .....
size : .....
Pressure : .....

Tyre ref. : .....
size : .....
Pressure : .....

Tyre ref. : .....
size : .....
Pressure : .....

Tyre ref. : .....
size : .....
Pressure : .....

Machine : ..... N° : .....

Tool 1 : .....

Tyre ref. : ..... size : ..... Pressure : .....

Tyre ref. : ..... size : ..... Pressure : .....

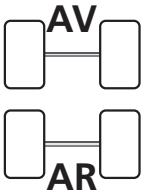

Tool 2 : .....

Tyre ref. : ..... size : ..... Pressure : .....

Tyre ref. : ..... size : ..... Pressure : .....

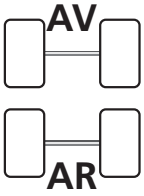

Tool 3 : .....

Tyre ref. : ..... size : ..... Pressure : .....

Tyre ref. : ..... size : ..... Pressure : .....

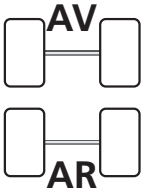

Trailer : .....

Tyre ref. : .....
size : .....
Pressure : .....

Tyre ref. : .....
size : .....
Pressure : .....

Tyre ref. : .....
size : .....
Pressure : .....

Tyre ref. : .....
size : .....
Pressure : .....

Tyre ref. : .....
size : .....
Pressure : .....

Comments : .....

.....

.....

.....

.....

Customised advice

Machine : ..... N° : .....

Tool 1 : .....

Tyre ref. : ..... size : ..... Pressure : .....

Tyre ref. : ..... size : ..... Pressure : .....

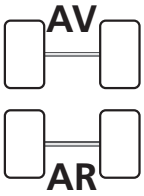

Tool 2 : .....

Tyre ref. : ..... size : ..... Pressure : .....

Tyre ref. : ..... size : ..... Pressure : .....

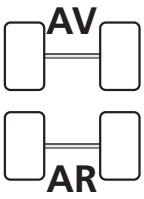

Tool 3 : .....

Tyre ref. : ..... size : ..... Pressure : .....

Tyre ref. : ..... size : ..... Pressure : .....

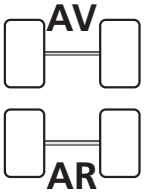

Trailer : .....

Tyre ref. : .....
size : .....
Pressure : .....

Tyre ref. : .....
size : .....
Pressure : .....

Tyre ref. : .....
size : .....
Pressure : .....

Tyre ref. : .....
size : .....
Pressure : .....

Tyre ref. : .....
size : .....
Pressure : .....

Machine : ..... N° : .....

Tool 1 : .....

Tyre ref. : ..... size : ..... Pressure : .....

Tyre ref. : ..... size : ..... Pressure : .....

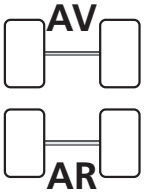

Tool 2 : .....

Tyre ref. : ..... size : ..... Pressure : .....

Tyre ref. : ..... size : ..... Pressure : .....

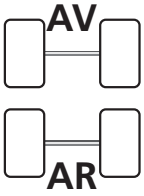

Tool 3 : .....

Tyre ref. : ..... size : ..... Pressure : .....

Tyre ref. : ..... size : ..... Pressure : .....

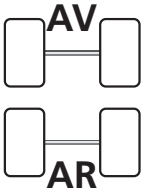

Trailer : .....

Tyre ref. : .....
size : .....
Pressure : .....

Tyre ref. : .....
size : .....
Pressure : .....

Tyre ref. : .....
size : .....
Pressure : .....

Tyre ref. : .....
size : .....
Pressure : .....

Tyre ref. : .....
size : .....
Pressure : .....

Observations : .....

.....

.....

.....

.....

MICHELIN
A better way forward





Japa - R.C.S. 352 321 285 – MICHELIN 855 200 507 RCS Clermont-Ferrand – Photo credits : Michelin, Fotolia, Istockphoto - 2011 March – 11DPMiACL1F

2011 edition

MICHELIN
A better way forward